

# HIGHWAY WORK PROPOSAL – RAZING AND REMOVING

Wisconsin Department of Transportation  
1/2008 s .66.29(7) Wis. Stats.

Proposal Number:

Ø 1

COUNTY	STATE PROJECT ID	PROJECT DESCRIPTION	HIGHWAY
St Croix	8110-02-21	Stillwater – Somerset St. Croix River Bridge Approach (WI)	STH 64

This proposal, submitted by the undersigned bidder to the Wisconsin Department of Transportation, is in accordance with the advertised request for proposals. The bidder is to furnish and deliver all materials, and to perform all work for the improvement of the designated project in the time specified, in accordance with the appended proposal requirements and conditions.

Proposal guaranty required, \$ 6,000.00  
Payable to: Wisconsin Department of Transportation

Attach Proposal Guaranty.

Bid submittal due Date: Thursday, January 23, 2018 Time (local time): 11:00 AM	Firm name, address, city, state, zip
Contract completion time Thirty (30) Calendar Days	
Assigned disadvantaged business enterprise goal <b>0 %</b>	This contract is exempt from federal oversight.

This certifies that the undersigned bidder, duly sworn, is an authorized representative of the firm named above; that the bidder has examined and carefully prepared the bid from the plans, Highway Work Proposal, and all addenda, and has checked the same in detail before submitting this proposal or bid; and that the bidder or agents, officer, or employees have not, either directly or indirectly, entered into any agreement, participated in any collusion, or otherwise taken any action in restraint of free competitive bidding in connection with this proposal bid.

**Do not sign, notarize or submit this highway work proposal when submitting an electronic bid on the internet.**

Subscribed and sworn to before me this date \_\_\_\_\_

\_\_\_\_\_  
(Signature, Notary Public, State of Wisconsin)

\_\_\_\_\_  
(Print or Type Name, Notary Public, State Wisconsin)

\_\_\_\_\_  
(Date Commission Expires)

\_\_\_\_\_  
(Bidder Signature)

\_\_\_\_\_  
(Print or Type Bidder Name)

\_\_\_\_\_  
(Bidder Title)

Notary Seal

### For Department Use Only

Type of Work <b>Razing and Removing</b>	
Notice of award dated	Date guaranty returned

**PLEASE ATTACH  
PROPOSAL GUARANTY HERE**

**Effective with November 2007 Letting**

**PROPOSAL REQUIREMENTS AND CONDITIONS**

The bidder, signing and submitting this proposal, agrees and declares as a condition thereof, to be bound by the following conditions and requirements.

If the bidder has a corporate relationship with the proposal design engineering company, the bidder declares that it did not obtain any facts, data, or other information related to this proposal from the design engineering company that was not available to all bidders.

The bidder declares that they have carefully examined the site of, and the proposal, plans, specifications and contract forms for the work contemplated, and it is assumed that the bidder has investigated and is satisfied as to the conditions to be encountered, as to the character, quality, and quantities of work to be performed and materials to be furnished, and as to the requirements of the specifications, special provisions and contract. It is mutually agreed that submission of a proposal shall be considered conclusive evidence that the bidder has made such examination.

The bidder submits herewith a proposal guaranty in proper form and amount payable to the party as designated in the advertisement inviting proposals, to be retained by and become the property of the owner of the work in the event the undersigned shall fail to execute the contract and contract bond and return the same to the office of the engineer within fourteen (14) days after having been notified in writing to do so; otherwise to be returned.

The bidder declares that they understand that the estimate of quantities in the attached schedule is approximate only and that the attached quantities may be greater or less in accordance with the specifications.

The bidder agrees to perform the said work, for and in consideration of the payment of the amount becoming due on account of work performed, according to the unit prices bid in the following schedule, and to accept such amounts in full payment of said work.

The bidder declares that all of the said work will be performed at their own proper cost and expense, that they will furnish all necessary materials, labor, tools, machinery, apparatus, and other means of construction in the manner provided in the applicable specifications and the approved plans for the work together with all standard and special designs that may be designed on such plans, and the special provisions in the contract of which this proposal will become a part, if and when accepted. The bidder further agrees that the applicable specifications and all plans and working drawings are made a part hereof, as fully and completely as if attached hereto.

The bidder, if awarded the contract, agrees to begin the work not later than ten (10) days after the date of written notification from the engineer to do so, unless otherwise stipulated in the special provisions.

The bidder declares that if they are awarded the contract, they will execute the contract agreement and begin and complete the work within the time named herein, and they will file a good and sufficient surety bond for the amount of the contract for performance and also for the full amount of the contract for payment.

The bidder, if awarded the contract, shall pay all claims as required by Section 779.14, Statutes of Wisconsin, and shall be subject to and discharge all liabilities for injuries pursuant to Chapter 102 of the Statutes of Wisconsin, and all acts amendatory thereto. They shall further be responsible for any damages to property or injury to persons occurring through their own negligence or that of their employees or agents, incident to the performance of work under this contract, pursuant to the Standard Specifications for Road and Bridge Construction applicable to this contract.

In connection with the performance of work under this contract, the contractor agrees to comply with all applicable state and federal statutes relating to non-discrimination in employment. No otherwise qualified person shall be excluded from employment or otherwise be subject to discrimination in employment in any manner on the basis of age, race, religion, color, gender, national origin or ancestry, disability, arrest or conviction record (in keeping with s.111.32), sexual orientation, marital status, membership in the military reserve, honesty testing, genetic testing, and outside use of lawful products. This provision shall include, but not be limited to the following: employment, upgrading, demotion or transfer; recruitment or recruitment advertising; layoff or termination; rates of pay or other forms of compensation, and selection for training, including apprenticeship. The contractor further agrees to ensure equal opportunity in employment to all applicants and employees and to take affirmative action to attain a representative workforce.

The contractor agrees to post notices and posters setting forth the provisions of the nondiscrimination clause, in a conspicuous and easily accessible place, available for employees and applicants for employment.

If a state public official (section 19.42, Stats.) or an organization in which a state public official holds at least a 10% interest is a party to this agreement, this contract is voidable by the state unless appropriate disclosure is made to the State of Wisconsin Ethics Board.

**PROPOSAL BID BOND**

DT1303 1/2006

Wisconsin Department of Transportation

Proposal Number	Project Number	Letting Date
Name of Principal		
Name of Surety	State in Which Surety is Organized	

We, the above-named Principal and the above-named Surety, are held and firmly bound unto the State of Wisconsin in the sum equal to the Proposal Guaranty for the total bid submitted for the payment to be made; we jointly and severally bind ourselves, our heirs, executors, administrators, successors and assigns. The condition of this obligation is that the Principal has submitted a bid proposal to the State of Wisconsin acting through the Department of Transportation for the improvement designated by the Proposal Number and Letting Date indicated above.

If the Principal is awarded the contract and, within the time and manner required by law after the prescribed forms are presented for signature, enters into a written contract in accordance with the bid, and files the bond with the Department of Transportation to guarantee faithful performance and payment for labor and materials, as required by law, or if the Department of Transportation shall reject all bids for the work described, then this obligation shall be null and void; otherwise, it shall be and remain in full force and effect. In the event of failure of the Principal to enter into the contract or give the specified bond, the Principal shall pay to the Department of Transportation **within 10 business days of demand** a total equal to the Proposal Guaranty as liquidated damages; the liability of the Surety continues for the full amount of the obligation as stated until the obligation is paid in full.

The Surety, for value received, agrees that the obligations of it and its bond shall not be impaired or affected by any extension of time within which the Department of Transportation may accept the bid; and the Surety does waive notice of any such extension.

IN WITNESS, the Principal and Surety have agreed and have signed by their proper officers and have caused their corporate seals to be affixed this date: **(DATE MUST BE ENTERED)**

**PRINCIPAL**

\_\_\_\_\_  
(Company Name) **(Affix Corporate Seal)**

\_\_\_\_\_  
(Signature and Title)

\_\_\_\_\_  
(Company Name)

\_\_\_\_\_  
(Signature and Title)

\_\_\_\_\_  
(Company Name)

\_\_\_\_\_  
(Signature and Title)

\_\_\_\_\_  
(Company Name)

\_\_\_\_\_  
(Signature and Title)

\_\_\_\_\_  
(Name of Surety) **(Affix Seal)**

\_\_\_\_\_  
(Signature of Attorney-in-Fact)

**NOTARY FOR PRINCIPAL**

**NOTARY FOR SURETY**

\_\_\_\_\_  
(Date)

\_\_\_\_\_  
(Date)

State of Wisconsin )  
) ss.  
\_\_\_\_\_ County )

State of Wisconsin )  
) ss.  
\_\_\_\_\_ County )

On the above date, this instrument was acknowledged before me by the named person(s).

On the above date, this instrument was acknowledged before me by the named person(s).

\_\_\_\_\_  
(Signature, Notary Public, State of Wisconsin)

\_\_\_\_\_  
(Signature, Notary Public, State of Wisconsin)

\_\_\_\_\_  
(Print or Type Name, Notary Public, State of Wisconsin)

\_\_\_\_\_  
(Print or Type Name, Notary Public, State of Wisconsin)

\_\_\_\_\_  
(Date Commission Expires)

\_\_\_\_\_  
(Date Commission Expires)

**Notary Seal**

**Notary Seal**

**IMPORTANT: A certified copy of Power of Attorney of the signatory agent must be attached to the bid bond.**



# CERTIFICATE OF ANNUAL BID BOND

DT1305 8/2003

Wisconsin Department of Transportation

Time Period Valid (From/To)
Name of Surety
Name of Contractor
Certificate Holder Wisconsin Department of Transportation

This is to certify that an annual bid bond issued by the above-named Surety is currently on file with the Wisconsin Department of Transportation.

This certificate is issued as a matter of information and conveys no rights upon the certificate holder and does not amend, extend or alter the coverage of the annual bid bond.

**Cancellation:** Should the above policy be cancelled before the expiration date, the issuing surety will give thirty (30) days written notice to the certificate holder indicated above.

\_\_\_\_\_  
(Signature of Authorized Contractor Representative)

\_\_\_\_\_  
(Date)







**DECEMBER 2000**

**CERTIFICATION REGARDING DEBARMENT, SUSPENSION, AND OTHER  
RESPONSIBILITY MATTERS - PRIMARY COVERED TRANSACTIONS**

Instructions for Certification

1. By signing and submitting this proposal, the prospective contractor is providing the certification set out below.
2. The inability of a person to provide the certification required below will not necessarily result in denial of participation in this covered transaction. The prospective contractor shall submit an explanation of why it cannot provide the certification set out below. The certification or explanation will be considered in connection with the department or agency's determination whether to enter into this transaction. However, failure of the prospective contractor to furnish a certification or an explanation shall disqualify such person from participation in this transaction.
3. The certification in this clause is a material representation of fact upon which reliance was placed when the department determined to enter into this transaction. If it is later determined that the contractor knowingly rendered an erroneous certification in addition to other remedies available to the Federal Government the department may terminate this transaction for cause or default.
4. The prospective contractor shall provide immediate written notice to the department to whom this proposal is submitted if at any time the prospective contractor learns that its certification was erroneous when submitted or has become erroneous by reason of changed circumstances.
5. The terms "covered transaction," "debarred," "suspended," "ineligible," "lower tier covered transaction," "participant," "person," "primary covered transaction," "principal," "proposal," and "voluntarily excluded," as used in this clause, have the meanings set out in the Definitions and Coverage sections of the rules implementing Executive Order 12549. You may contact the department to which this proposal is being submitted for assistance in obtaining a copy of those regulations.
6. The prospective contractor agrees by submitting this proposal that, should this contract be entered into, it shall not knowingly enter into any lower tier covered transaction with a person who is debarred, suspended, declared ineligible, or voluntarily excluded from participation in this covered transaction, unless authorized by the department entering into this transaction.
7. The prospective contractor further agrees by submitting this proposal that it will include the clause titled "Certification Regarding Debarment, Suspension, Ineligibility and Voluntary Exclusion-Lower Tier Covered Transaction," which is included as an addendum to PR-1273 - "Required Contract Provisions Federal Aid Construction Contracts," without

modification, in all lower tier covered transactions and in all solicitations for lower tier covered transactions.

8. The contractor may rely upon a certification of a prospective subcontractor/materials supplier that it is not debarred, suspended, ineligible, or voluntarily excluded from the covered transaction, unless it knows that the certification is erroneous. A contractor may decide the method and frequency by which it determines the eligibility of its principals. Each contractor may, but is not required to, check the Disapproval List (telephone # 608/266/1631).
9. Nothing contained in the foregoing shall be construed to require establishment of a system of records in order to render in good faith the certification required by this clause. The knowledge and information of a contractor is not required to exceed that which is normally possessed by a prudent person in the ordinary course of business dealings.
10. Except for transactions authorized under paragraph 6 of these instructions, if a contractor in a covered transaction knowingly enters into a lower tier covered transaction with a person who is suspended, debarred, ineligible or voluntarily excluded from participation in this transaction, in addition to other remedies available to the Federal Government, the department may terminate this transaction for cause or default.

Certification Regarding Debarment, Suspension, and Other Responsibility Matters - Primary Covered Transactions

- (1) The prospective contractor certifies to the best of its knowledge and belief, that it and its principals:
  - (a) Are not presently debarred, suspended, proposed for debarment, declared ineligible, or voluntarily excluded from covered transactions by any Federal department or agency;
  - (b) Have not within a three-year period preceding this proposal been convicted of or had a civil judgment rendered against them for commission of fraud or a criminal offense in connection with obtaining, attempting to obtain, or performing a public (Federal, State or local) transaction or contract under a public transaction; violation of Federal or State antitrust statutes or commission of embezzlement, theft, forgery, bribery, falsification or destruction of records, making false statements or receiving stolen property;
  - (c) Are not presently indicted for or otherwise criminally or civilly charged by a governmental entity (Federal, State or local) with commission of any of the offense enumerated in paragraph (1)(b) of this certification; and
  - (d) Have not within a three-year period preceding this proposal had one or more public transactions (Federal, State or local) terminated for cause or default.
- (2) Where the prospective contractor is unable to certify to any of the statements in this certification, such prospective contractor shall attach an explanation to this proposal.

## Special Provisions

### Table of Contents

Article	Description	Page #
1.	General.....	2
2.	Scope of Work. ....	2
3.	Prosecution and Progress. ....	5
4.	Proposal Requirements and Conditions.....	6
5.	Subletting or Assignment of Contract.....	6
6.	Award of Contract.....	6
7.	Cancellation of Contract. ....	6
8.	Standard Insurance Requirements.....	7
9.	Traffic. ....	7
10.	Legal Relations and Responsibility to the Public. ....	7
11.	Protection of Streams, Lakes and Reservoirs. ....	8
12.	Underground Fuel Storage Tanks. ....	8
13.	Asbestos Removal.....	8
14.	Notice to Department of Natural Resources. ....	9
15.	Disposal of Materials. ....	10
16.	Custody of the Building.....	10
17.	Removing Buildings. ....	10
18.	Removal and Razing Operations. ....	11
19.	Backfill.....	12
20.	Fencing.....	12

## **SPECIAL PROVISIONS**

### **1. General.**

The work under this contract for the construction of the following projects in Wisconsin:

Project ID 8110-02-21; Stillwater – Somerset; St Croix River Bridge Approach (WI), STH 64, St Croix County;

Perform the work under this construction contract as the plans show and execute the work as specified in the State of Wisconsin, Department of Transportation, Standard Specifications for Highway and Structure Construction 2018 Edition and these special provisions including the Additional Special Provisions (ASP's).

This Razing and Removing Proposal has been developed under the U.S. standard measure system.

The Standard Specifications for Highway and Structure Construction 2018 Edition is available for browsing, download, or to place an order for a hard copy at:

<http://wisconsin.gov/Pages/doing-business/eng-consultants/cnslt-rsrcs/rdwy/stnds-spec.aspx>

Those who do not have access to the web may order a hard copy of the specifications through:

WI Department of Administration - Document Sales and Distribution Section  
202 S. Thornton Avenue, PO Box 7840, Madison WI 53707-7840  
Phone: (608) 266-3358

### **2. Scope of Work.**

Work under this contract includes razing and removing buildings, disposing of all material and debris, removing all miscellaneous land improvements, if any, placing compacted backfill in the exposed basements and openings resulting from the removal of the buildings, and grading the vacant site. (See Parcel Exhibits included in this proposal.) Do not disturb adjacent property.

Keep the abutting highway free of debris and mud throughout performance of the work under this contract.

Abandon the present sanitary sewer or septic system and water systems in accordance to current statutes, ordinances, and regulations.

Plank with suitable timbers the public streets and highways, which serve as access for heavy equipment, to preclude any damages to said facilities. Repair all damages to these public facilities or replace them with like materials at contractor expense.

Maintain all roads, highways, or public places adjacent to any building or buildings being razed or removed, in a debris or litter-free condition throughout the life of this contract.

However, should the use of the above highways be required for razing or backfilling operations, erect splashboards or reflector panels and place warning signs at appropriate locations to protect the general public.

Raze and remove the buildings and backfill the resulting exposed openings at the following locations:

<u>Project</u>	<u>Parcel</u>	<u>Type of Building</u>	<u>Address</u>
8110-02-21	9	2+ structures: Structure 1: Concrete block 3-stall warehouse with additional wood carport and wood attached shed in back. All have concrete floors. Two bays have concrete loading docks. Near the north entrance of shed a hydraulic hose to a potential underground storage tank. Metal roof. Structure 2: Older two story wood frame house with partial concrete block basement under kitchen, the rest has rock foundation and crawl space. House was remodeled over last 15 years. New windows, doors, furnace, hot water heater, water softener, cabinets, microwave, shower, light fixtures, staircase and vinyl siding. A vinyl decking patio between house & warehouse. Septic holding tank south of house. A well & motor	10 Hwy 64, Houlton, WI

covered by 55-gal barrel is east of house. Underground gas line to removed LP tank. There is another empty LP tank near the warehouse that does not appear to be hooked up.

DO NOT DISTURB

Drainage ditch or remains of old structure east of house.

Perform the following:

1. Remove the structures, slabs, well and septic tank from the premises.
2. Remove and dispose of all asbestos and hazardous materials in compliance to current local, state, and federal guidelines and laws, including asbestos not discovered in the pre-razing inspections included in these specifications. The most recent edition of any applicable standard, code, or regulation shall be in effect. Where conflict among the requirements of these specifications occurs, follow the most stringent. Only a qualified and certified asbestos removal contractor shall perform the removal of asbestos. If not licensed to remove asbestos, employ a certified subcontractor to perform this work. An inspection report for each building indicating the presence or absence of asbestos in exposed positions of the structure is included in this proposal, unless otherwise indicated.
3. The successful bidder shall arrange for the public and/or private utility companies to disconnect their services and remove meters. Make arrangements with the local plumbing inspectors to inspect the abandonment of well and septic systems and/or sewer and water laterals. In accordance to state laws and administrative rules, licensed well driller and pump installer contractors shall accomplish all water well abandonment.
4. Conduct all demolition, removal, and backfilling operations in such a manner that all conflicts with vehicular traffic on adjacent streets and highways are avoided. Use barricades or fencing, or both, when needed to guarantee the safety of pedestrians or motorists.
5. Upon completion of the backfilling operations of the exposed basements and other openings, grade and shape the area. Also, topsoil (conforming to standard spec 625.2), fertilize (conforming to standard spec 629.2.1.3), seed using #20 mixture (conforming to standard spec 630.2.1.5.1.1.1), erosion mat, CL I Type B (conforming to standard spec 628.3.2), and mulch areas not covered by e-mat (conforming to standard spec 627.3.1) building and complete driveway area to former STH 64.

### **3. Prosecution and Progress.**

Begin work within ten calendar days after the engineer issues a written notice to do so.

Give definite notice of intention to start work to the Wisconsin Department of Transportation, Northwest Region, Attn: Tammy Ricksecker, 718 W Clairemont Ave, Eau Claire, WI 54701, Phone 715-836-2066, at least 72 hours in advance of beginning work.

In the event that some structures are not vacant and available when the order to start is issued, begin work on the parcels that are vacant and available, and continue with operations until the available structures have been razed or removed, the resulting exposed basements removed in their entirety and removed from the site, and all openings backfilled. Notify the department's representative when the vacated and available structures have been removed and the exposed openings backfilled. Suspend operations until the remaining structures become vacant and available; contract time will not be charged during such period of suspension. Resume work within ten days after the date the department representative has issued a written order to do so. In the event that a structure or structures are not available to the contractor within a period of 270 days subsequent to the execution of the contract by the State, due to their occupancy or other circumstances, the contractor may have the option to request release of said unavailable structure or structures from the contract.

On those contracts executed under Option B, the contractor may, after the expiration of the period defined above, request the deletion of a parcel or parcels from the group in the contract. The deletion of a parcel or parcels shall be accomplished by contract change order negotiated at the price listed for such parcel in the contract.

However, should the contractor submit his bid under Option A, in which payment is made to the State by the contractor, and the above unavailable conditions should exist, the unavailable parcel or parcels shall be deleted from the contract. The unavailable parcel or parcels shall be released from the contract at no expense to the State, except for the return of the money in the amount or amounts entered and submitted for said parcel or parcels under contract change order.

The contract time affected by the deletion of the parcel or parcels will be terminated on the date of the last suspension date of the completion of the work of the last structure or structures.

Unless otherwise specifically provided, no additional or extra compensation or additional contract time will be allowed due to deferment or suspension of operations.

Should the contractor, whether the bid is submitted under Option "A" or Option "B", fail to complete the work within the time agreed upon in the contract or within such extra time as



may be allowed by extension, there shall be liquidated damages deducted from any monies due the contractor, for each and every calendar day, including Sundays and holidays, that the work shall remain uncompleted, in accordance with standard spec 108.11. The sum shall be considered and treated not as a penalty, but as fixed, agreed, and liquidated damages due the State from the contractor by reason of inconvenience to the public, added cost of engineering and supervision, and other items that have caused an expenditure of public funds resulting from the failure to complete the work within the time specified in the contract.

Permitting the contractor to continue and finish the work or any part of it after the time fixed for its completion, or after the date to which the time for completion may have been extended, shall in no way operate as a waiver on the part of the department of any of its rights under the contract.

#### **4. Proposal Requirements and Conditions.**

Standard spec 102.1, Prequalifying Bidders, shall not apply to this contract; however, prior to awarding a contract, the department may require the bidder to produce evidence that he, she or it has performed work of a similar character in a satisfactory manner.

#### **5. Subletting or Assignment of Contract.**

Standard spec 108.1, which prescribes the minimum amount of work to be performed with the contractor's own organization, shall not apply to this contract. However, if a subcontractor (including, but not limited to, asbestos removal specialists) will be employed, the bidder shall attach the name, address and specialty of that contractor to the page of the bid in the spaces indicated for that use.

#### **6. Award of Contract.**

The department will consider the bids submitted in the proposal and reserve the right to award the work on the basis of lowest responsible bidder, meeting all terms and conditions of these specifications.

#### **7. Cancellation of Contract.**

In the event the building(s) should be so severely damaged by fire, windstorm, or other act of God as to materially impair the salvage value of the material contained therein after the bid has been made and submitted on the date and hour set forth and before the contract has been executed by the state and the contractor notified thereof, the contractor may file a request for the cancellation of the contract. If, upon finding by the department that such is the fact, the department will cancel the contract and relieve the contractor of all responsibility there under.

In the event, however, that the department should determine that such damage is only minor or inconsequential, the contractor will be required to fulfill the terms of this contract.

**8. Standard Insurance Requirements.**

Standard insurance requirements shall be in accordance with standard spec 107.26 and as hereinafter provided.

If this project includes only razing and removing of residential units, revise the insurance table provided in paragraph 1 of standard spec 107.26 as follows:

<b>Type of Insurance</b>	<b>Minimum Limits Required*</b>
1. Commercial General Liability Insurance; shall be endorsed to include blanket contractual liability coverage.	\$2 Million Combined Single Limits per Occurrence; may be subject to an Annual Aggregate Limit of not less than \$2 Million.
2. Workers' Compensation and Employer's Liability Insurance.	Workers' Compensation: Statutory Limits Employer's Liability:  Bodily Injury by Accident: \$100,000 Each Accident  Bodily Injury by Disease: \$500,000 Each Accident \$100,000 Each Employee
3. Commercial Automobile Liability Insurance; shall cover all contractor-owned, non-owned, and hired vehicles used in carrying out the contract.	\$1 Million-Combined Single Limits Per Occurrence.

*\*The contractor may satisfy these requirements through primary insurance coverage or through a combination of primary and excess/umbrella policies.*

**9. Traffic.**

Former STH 64 is barricaded to all traffic in this area. Barricades may be moved to access this property but, must be immediately replaced to prohibit others from traveling on closed road.

**10. Legal Relations and Responsibility to the Public.**

*Add the following to standard spec 107.3:*

Procure all permits necessary to carry out the work, including those necessary while the roads and highways are obstructed either by operations or by the storage of equipment or materials.

The awarding of this contract does not guarantee the issuance of a permit to move any structures over state highways.

The contractor agrees not to move any of the structures within a proposed highway corridor of the State of Wisconsin.

*Add the following to standard spec 107.8:*

Notify the local law enforcement agency, fire department, and any surface transportation company that may be affected by the anticipated street obstructions or hazards.

*Add the following to standard spec 107.22:*

Notify the various public or municipal utility companies to disconnect and remove such of their facilities as may be in the buildings, or attached to them, sufficiently in advance of beginning razing operations to allow the utilities to make their disconnections.

## **11. Protection of Streams, Lakes and Reservoirs.**

Standard spec 107.18 shall apply.

## **12. Underground Fuel Storage Tanks.**

The successful bidder will be supplied with a copy of the Environmental Site Assessment for each parcel for which an assessment was deemed necessary or for sites on which underground storage tanks were removed. A private consultant will remove any tanks discovered during the Environmental Site Assessment before razing activities begin.

If tanks are discovered on the site during razing that were not removed as part of or in the absence of an Environmental Site Assessment, immediately cease razing operations on the site and contact the department. The department will hire a private consultant to remove the discovered tanks.

## **13. Asbestos Removal.**

Comply with the requirements of the Environmental Protection Agency (EPA) regulations, National Emission Standards for Asbestos, the Occupational, Safety and Health Administration (OSHA) regulations on asbestos removal, all applicable Wisconsin

Department of Natural Resources (DNR) regulations, and local government regulations. The most recent editions of all applicable standards, codes or regulations shall be in effect. Where conflict among the requirements of these specifications occurs, follow the most stringent. In addition, the following requirements apply to this work:

Any person performing asbestos abatement must comply with all training and certification requirements, rules, regulations and laws of the State of Wisconsin regarding asbestos removal. If you plan to demolish a building that may contain or is known to contain asbestos, proper notification must be provided to the Department of Natural Resources (DNR) and the Wisconsin Department of Health Services (DHS), at least 10 working days before starting the work. *Note: Wisconsin DNR Central Office phone: (608) 266-2621 – reference: DNR Form 4500-113 "Notification of Demolition and/or Renovation and Application for Permit Exemption". Wisconsin DHS Asbestos & Lead Section Central Office phone (608) 261-6876 - reference: DHS Form F-00041 "Asbestos Project Notification."*

Reference: <http://dnr.wi.gov/topic/Demo/Asbestos.html>

Reference: <http://dhs.wisconsin.gov/waldo>

Asbestos removal is considered incidental to razing and removing buildings and will not be measured for payment separately.

#### **14. Notice to Department of Natural Resources.**

Notify Troy Gansluckner at Baldwin Service Center Office of the Department of Natural Resources (DNR) located at 890 Spruce St, Baldwin, WI 54002 Phone 715-684-2914 Ext 132, at least ten working days in advance of the contractor's intent to raze or otherwise remove each parcel. In the notice to DNR, include the address and type of building(s) to be razed or removed, the proposed date that each will be razed or removed, and the name of the licensed or approved landfill where the demolition waste will be disposed. Mail a copy of this notice within ten days of DNR notification to: WisDOT-DTSD-Northwest Region - Attn: Tammy Ricksecker, 718 W Clairemont Ave, Eau Claire WI 54701.

The contractor's failure to comply with the requirements of this article shall subject the contractor to a penalty of liquidated damages pursuant to standard spec 108.11. The liquidated damages formula will apply for each day in which the provisions of this article are not met.

The well abandonment subcontractor shall prepare and submit to the DNR the Well Abandonment Report form(s), required by law in the manner prescribed herein.

Provide copy of the Well Abandonment Report form(s), within 30 days of abandonment, to: WisDOT-DTSD- WisDOT-DTSD-Northwest Region - Attn: Tammy Ricksecker, 718 W Clairemont Ave, Eau Claire, WI 54702.

## **15. Disposal of Materials.**

*Add the following to standard spec 104.8:*

All salvage removed from the buildings, including fixtures and appurtenances such as screens and storm sash, shall be the property of the contractor and shall be entirely removed from the premises.

Clear the entire premises of all decomposable and combustible refuse, debris, and materials resulting from the removal of the buildings. Upon completion of the work, leave the entire premises in a neat condition. Do not deposit or leave decomposable or combustible refuse, debris, or materials resulting from the removal of the buildings on any state-owned lands, or right-of-way of any highways, including any exposed openings resulting from razing activities.

All living trees, shrubs, evergreens and other vegetation shall remain the department's property. Use care to preserve as much of the landscaping as is reasonably possible.

## **16. Custody of the Building.**

Upon written order by the department representative to commence work, the buildings and surrounding state-owned property shall be under the custody of the contractor. Nothing in this proposal shall be interpreted as setting forth the condition of any building or the appurtenances thereto. Except as otherwise provided herein, it is to be understood that the department accepts no responsibility for the protection of buildings and appurtenances against damages sustained either prior to or subsequent to the time of the letting of the work under this contract. The contractor shall take such measures as are necessary to safeguard the public from damages or injury.

While the buildings are in the contractor's custody, keep the buildings in a closed condition. Do not remove doors or windows from the buildings until the actual day of razing, unless all openings are sealed as approved by the engineer. Only the contractor and his subcontractor shall salvage building components. At all times, do not allow the general public in the buildings or on the grounds.

## **17. Removing Buildings.**

Amend standard spec 204.3.2.3 to allow removal of buildings, by relocation, intact to a new site beyond the right of way limits.

If the contractor elects to move structure(s) from the parcels, regardless if bidding under Option A or B, but fails to remove the structure(s) from the premises by the time set forth earlier in this contract for completion, the contractor shall forfeit any and all rights, title and interest in the structure(s), and the structure(s) and any salvageable materials remaining on the premises shall revert to the ownership and control of the Wisconsin Department of Transportation to dispose of as it sees fit; but nothing shall in any way release the contractor from any of the contractor's duties, obligations or liability under the terms and provisions of this contract. The contractor shall not sell, nor in any manner transfer title of the structure(s) to a third party until the structure(s) is removed from the right-of-way limits.

The department has no knowledge regarding the condition of the structure(s) or their related components. The department cannot and does not warrant the condition of the structure(s) or their components, nor does the department warrant, guarantee, or imply the suitability of the structure(s) for moving.

## **18. Removal and Razing Operations.**

This work shall be in accordance with standard spec 204 and as hereinafter provided.

Furnish all labor, equipment, tools, transportation, and incidentals necessary for the performance of the work.

Remove all concrete steps, concrete sidewalks, and concrete slabs from the premises.

In compliance with the ordinances and permit requirements of the municipality in which the buildings are situated, and in the presence of the local governing unit, a certified/licensed well driller, pump installer or water system operator shall seal or abandon all sewer and water lines and/or wells pursuant to Wisconsin Statute §280.30 and the Natural Resources portion of the Wisconsin Administrative Code covered under NR 811 and 812.

Until standing walls have been razed, the walls shall be reasonably and safely braced at all times to ensure complete safety during the wrecking operations.

Break and remove entirely from the site all basement walls, floors and footings.

Dispose of all non-hazardous demolition waste in a landfill licensed or approved in writing by the Department of Natural Resources and in accordance with NR500, Wisconsin Administrative Code. Failure to properly dispose of solid waste is a violation of State Solid Waste Statutes and Administrative code and is subject to issuance of a citation under Wisconsin Statute §287.81(2)(a).

Remove all hazardous materials from the site, only after proper notification and compliance with the department requirements of the Wisconsin Department of Natural Resources (DNR) and local government regulations. All solid waste haul contractors must be a licensed hauler in Wisconsin.

Remove all material from the premises in a safe manner and in compliance with all applicable laws and ordinances. Do not disturb adjacent property.

## **19. Backfill.**

Prior to any backfill operations, notify the regional office of the Department of Transportation to inspect all exposed areas resulting from the razing and removal operations. Contact Wisconsin Department of Transportation, Northwest Region, Attn: Tammy Ricksecker, 718 W Clairemont Ave, Eau Claire WI 54701, Phone 715-836-2066 for this inspection.

Ensure that all exposed basements and openings are free of all refuse and debris.

Backfill exposed basements and openings in accordance with standard spec 204.3.1.2 to the present surrounding ground elevation. Compaction of backfill shall be in accordance with standard spec 207.3.6.2. Furnish backfill meeting the requirements of standard spec 209 for use as backfill material.

Fill the septic systems with granular material and abandon all wells and/or sanitary sewers, if any, in compliance with all ordinances and permit requirements of the municipality in which the buildings are situated and those of the State of Wisconsin.

## **20. Fencing.**

After removing the buildings, furnish and erect suitable fencing around the basement, porch openings, and other large open excavations to protect and safeguard the public from all hazardous conditions created by the operations. Install the fencing in such a manner to ensure that the general public is prevented from falling into any openings. The fence shall be a height of 52 inches, and the posts shall be at least 58-inches high and spaced at a distance no greater than ten feet apart. After all open excavations have been backfilled satisfactorily, remove the fencing.





## **ADDITIONAL SPECIAL PROVISION 4**

### **Payment to First-Tier Subcontractors**

Within 10 calendar days of receiving a progress payment for work completed by a subcontractor, pay the subcontractor for that work. The prime contractor may withhold payment to a subcontractor if, within 10 calendar days of receipt of that progress payment, the prime contractor provides written notification to the subcontractor and the department documenting "just cause" for withholding payment.

The prime contractor may also withhold routine retainage from payments due subcontractors.

### **Payment to Lower-Tier Subcontractors**

Ensure that subcontracting agreements at all tiers provide prompt payment rights to lower-tier subcontractors that parallel those granted first-tier subcontractors in this provision.

### **Release of Routine Retainage**

After granting substantial completion the department may reduce the routine retainage withheld from the prime contractor to 75 percent of the original total amount retained.

When the Department sends the semi-final estimate the department may reduce the routine retainage withheld from the prime contractor to 10 percent of the original total amount retained.

Within 30 calendar days of receiving the semi-final estimate from the department, submit written certification that subcontractors at all tiers are paid in full for acceptably completed work and that no routine retainage is being withheld. The department will pay the prime contractor in full and reduce the routine retainage withheld from the prime contractor to zero when the department approves the final estimate.

This special provision does not limit the right of the department, prime contractor, or subcontractors at any tier to withhold payment for work not acceptably completed or work subject to an unresolved contract dispute.



**ADDITIONAL SPECIAL PROVISION 6**  
**ASP 6 - Modifications to the standard specifications**

*Make the following revisions to the standard specifications:*

**104.10.1 General**

*Replace paragraph one with the following effective with the December 2017 letting:*

- (1) Subsection 104.10 specifies a 2-step process for contractors to follow in submitting a cost reduction incentive (CRI) for modifying the contract in order to reduce direct construction costs computed at contract bid prices. The initial submittal is referred to as a CRI concept and the second submittal is a CRI proposal. The contractor and the department will equally share all savings generated to the contract due to a CRI as specified in 104.10.4.2(1). The department encourages the contractor to submit CRI concepts.

**104.10.4.2 Payment for the CRI Work**

*Replace paragraph one with the following effective with the December 2017 letting:*

- (1) The department will pay for completed CRI work as specified for progress payments under 109.6. The department will pay for CRI's under the Cost Reduction Incentive administrative item. When all CRI costs are determined, the department will execute a contract change order that does the following:
  1. Adjusts the contract time, interim completion dates, or both.
  2. Pays the contractor for the unpaid balance of the CRI work.
  3. Pays the contractor 50 percent of the net savings resulting from the CRI, calculated as follows:

$$NS = CW - CRW - CC - DC$$

**Where:**

**NS** = Net Savings

**CW** = The cost of the work required by the original contract that is revised by the CRI. CW is computed at contract bid prices if applicable.<sup>[1]</sup>

**CRW** = The cost of the revised work, computed at contract bid prices if applicable.<sup>[1]</sup>

**CC** = The contractor's cost of developing the CRI proposal.

**DC** = The department's cost for investigating, evaluating, and implementing the CRI proposal.

<sup>[1]</sup> The department may adjust contract bid prices that, in the engineer's judgement, do not represent the fair value of the work deleted or proposed.

**108.11 Liquidated Damages**

*Replace paragraphs two and three with the following effective with the December 2017 letting:*

- (2) This deducted sum is not a penalty but is a fixed, agreed, liquidated damage due the department from the contractor for the added cost of engineering and supervision resulting from the contractor's failure to complete the work within the contract time.
- (3) Unless enhanced in the special provisions, the department will assess the following daily liquidated damages

**LIQUIDATED DAMAGES**

ORIGINAL CONTRACT AMOUNT		DAILY CHARGE	
FROM MORE THAN	TO AND INCLUDING	CALENDAR DAY	WORKING DAY
\$0	\$250,000	\$850	\$1700
\$250,000	\$500,000	\$815	\$1630
\$500,000	\$1,000,000	\$1250	\$2500
\$1,000,000	\$2,000,000	\$1540	\$3080
\$2,000,000	—	\$2070	\$4140

---

**203.3.2.2 Removal Operations**

*Replace the entire text with the following effective with the December 2017 letting:*

**203.3.2.2.1 General**

- (1) Except as specified below for closing culverts, remove the entire top slab of box culverts and the entire superstructure of other culverts and bridges designated for removal. Completely remove existing piles, cribs, or other timber construction within the limits of new embankments, or remove these structures to an elevation at least 2 feet below finished ground line. Remove sidewalls or substructure units in water to an elevation no higher than the elevation of the natural stream or lake bed, or, if grading the channel is required under the contract or the plans, to the proposed finished grade of the stream or lake bed. Remove sidewalls or substructure units not in water down to at least 2 feet below natural or finished ground line.
- (2) If extending or incorporating existing culverts and bridges in the new work, remove only those parts of the existing structure as necessary to provide a proper connection to the new work. Saw, chip, or trim the connecting edges to the required lines and grades without weakening or damaging the remaining part of the structure. During concrete removal, do not damage reinforcing bars left in place as dowels or ties incorporated into the new work.
- (3) Remove pipe culverts designated for salvage in a way that prevents damage to the culverts.
- (4) Dismantle steel structures or parts of steel structures designated for salvage in a way that avoids damage to the members. If the contract specifies removing the structure in a way that leaves it in a condition suitable for re-erection, matchmark members with durable white paint before dismantling. Mark pins, bolts, nuts, loose plates, etc., similarly to indicate their proper location. Paint pins, bolts, pinholes, and machined surfaces with a department-approved rust preventative. Securely wire loose parts to adjacent members, or label and pack them in boxes.
- (5) Remove timber structures or parts of timber structures designated for salvage in a way that prevents damage to the members.
- (6) If the engineer approves, the contractor may temporarily use materials designated for salvage in falsework used to construct new work. Do not damage or reduce the value of those materials through temporary use.

**203.3.2.2.2 Deck Removal**

- (1) Protect the work as specified in 107.14 during deck removal. Minimize debris falling onto water surfaces and wetlands as the contract specifies in 107.18 or in the special provisions. Also, minimize debris falling on the ground and roadway.
- (2) Do not damage existing bar steel reinforcement, girders, or other components that will be incorporated in new work. Remove decks on prestressed concrete girders using a hydraulic shear or other engineer-approved equipment. Thoroughly clean, realign, and retie reinforcement as necessary.
- (3) After deck removal is complete, notify the engineer to request a damage survey. Point out damage to the engineer. Allow one business day for the engineer to complete the damage survey. If damage is identified, the department will determine if repairs or girder restoration will be allowed.
- (4) If the department allows girder restoration, have a professional engineer registered in the State of Wisconsin analyze the effect of the damage to the bridge, make recommendations, and prepare signed and sealed computations and structural details required to restore girders to their previous structural capacity. Submit the restoration proposal, including analysis and structural details, to the department and design engineer of record. The department will accept or reject the restoration proposal within 3 business days. Do not begin restoration work until the department allows in writing.
- (5) The engineer will not extend contract time to assess or remediate contractor caused damage.

---

**203.5.1 General**

*Replace paragraph two with the following effective with the December 2017 letting:*

- (2) Payment is full compensation for breaking down and removing; costs associated with contractor-caused damage; required salvaging, storing, and disposing of materials; and, unless the contract specifies granular backfill, for backfilling.

---

**415.2.3 Expansion Joint Filler**

*Replace paragraph one with the following effective with the December 2017 letting:*

- (1) Furnish expansion joint filler conforming to AASHTO M153, AASHTO M213, or ASTM D8139 in lengths equal to the pavement lane width and of the thickness and height the plans show. Where dowel bars are required, use filler with factory-punched holes at the dowel bar locations and with a diameter not greater than 1/8 inch larger than the nominal dowel bar diameter.
- 

**415.3.20 Filling Joints**

*Replace paragraph two with the following effective with the December 2017 letting:*

- (2) Clean joints of laitance, curing compound, and other contaminants before filling. Saw construction joints at least 3/4 inches deep before filling. Sawing is not required for tooled joints in curb and gutter. Sandblast or waterblast exposed joint faces using multiple passes as required to clean joints surfaces of material that might prevent bonding. Blow clean and dry with oil-free compressed air immediately before filling.
- 

**415.5.1 General**

*Replace paragraph six with the following effective with the December 2017 letting:*

- (6) Payment for Concrete Pavement Joint Filling is full compensation for filling concrete pavement joints; filling adjacent curb and gutter joints; and for sawing.
- 

**440.3.4.2 Contractor Testing**

*Replace paragraph two with the following effective with the December 2017 letting:*

- (2) Coordinate with the engineer at least 24 hours before making profile runs for acceptance unless the engineer approves otherwise. The department may require testing to accommodate staged construction or if corrective action is required.
- 

**455.5.3 Tack Coat**

*Replace paragraph two with the following effective with the December 2017 letting:*

- (2) The department will adjust pay for Tack Coat, under the Nonconforming Tack Coat administrative item, for nonconforming material the engineer allows to remain in place at a maximum of 75 percent of the contract unit price.
- 

**460.2.7 HMA Mixture Design**

*Replace paragraph one with the following effective with the December 2017 letting:*

- (1) For each HMA mixture type used under the contract, develop and submit an asphaltic mixture design according to CMM 8-66 and conforming to the requirements of table 460-1 and table 460-2. The values listed are design limits; production values may exceed those limits. The department will review mixture designs and report the results of that review to the designer according to CMM 8-66.

TABLE 460-2 MIXTURE REQUIREMENTS

Mixture type	LT	MT	HT	SMA
ESALs x 10 <sup>6</sup> (20 yr design life)	<2.0	2 - <8	>8	—
LA Wear (AASHTO T96)				
100 revolutions(max % loss)	13	13	13	13
500 revolutions(max % loss)	50	45	45	40
Soundness (AASHTO T104) (sodium sulfate, max % loss)	12	12	12	12
Freeze/Thaw (AASHTO T103) (specified counties, max % loss)	18	18	18	18
Fractured Faces (ASTM D5821) (one face/2 face, % by count)	65/—	75 / 60	98 / 90	100/90
Flat & Elongated (ASTM D4791) (max %, by weight)	5 (5:1 ratio)	5 (5:1 ratio)	5 (5:1 ratio)	20 (3:1 ratio)
Fine Aggregate Angularity (AASHTO T304, method A, min)	40	43	45	45
Sand Equivalency (AASHTO T176, min)	40	40	45	50
Gyratory Compaction				
Gyrations for N <sub>ini</sub>	6	7	8	8
Gyrations for N <sub>des</sub>	40	75	100	65
Gyrations for N <sub>max</sub>	60	115	160	160
Air Voids, %V <sub>a</sub> (%G <sub>mm</sub> N <sub>des</sub> )	4.0 (96.0)	4.0 (96.0)	4.0 (96.0)	4.0 (96.0)
% G <sub>mm</sub> N <sub>ini</sub>	<= 91.5 <sup>[1]</sup>	<= 89.0 <sup>[1]</sup>	<= 89.0	—
% G <sub>mm</sub> N <sub>max</sub>	<= 98.0	<= 98.0	<= 98.0	—
Dust to Binder Ratio <sup>[2]</sup> (% passing 0.075/P <sub>be</sub> )	0.6 - 1.2	0.6 - 1.2	0.6 - 1.2	1.2 - 2.0
Voids filled with Binder (VFB or VFA, %)	68 - 80 <sup>[4]</sup> <sup>[5]</sup>	65 - 75 <sup>[3]</sup> <sup>[5]</sup>	65 - 75 <sup>[3]</sup> <sup>[5]</sup>	70 - 80
Tensile Strength Ratio (TSR) (AASHTO T283) <sup>[6]</sup> <sup>[7]</sup>				
no antistripping additive	0.75 min	0.75 min	0.75 min	0.75 min
with antistripping additive	0.80 min	0.80 min	0.80 min	0.80 min
Draindown (AASHTO T305) (%)	—	—	—	0.30

<sup>[1]</sup> The percent maximum density at initial compaction is only a guideline.

<sup>[2]</sup> For a gradation that passes below the boundaries of the caution zone (ref. AASHTO M323), the dust to binder ratio limits are 0.6 - 1.6.

<sup>[3]</sup> For No. 5 (9.5mm) and No. 4 (12.5 mm) nominal maximum size mixtures, the specified VFB range is 70 - 76 percent.

<sup>[4]</sup> For No. 2 (25.0mm) nominal maximum size mixes, the specified VFB lower limit is 67 percent.

<sup>[5]</sup> For No. 1 (37.5mm) nominal maximum size mixes, the specified VFB lower limit is 67 percent.

<sup>[6]</sup> WisDOT eliminates freeze-thaw conditioning cycles from the TSR test procedure.

<sup>[7]</sup> Run TSR at asphalt content corresponding to 3.0% air void regressed design using distilled water for testing.

**460.2.8.2.1.3.1 Contracts with 5000 Tons of Mixture or Greater**

Replace paragraph six with the following:

- (6) Conduct TSR tests during mixture production according to CMM 8-36.6.14. Test each full 50,000 ton production increment, or fraction of an increment, after the first 5000 tons of production. Perform required increment testing in the first week of production of that increment. If production TSR values are below the limit specified in CMM 8-36.6.14, notify the engineer. The engineer and contractor will jointly determine a corrective action.

---

**502.2.7 Preformed Joint Filler**

*Replace paragraph one with the following effective with the December 2017 letting:*

- (1) Use preformed joint filler conforming to AASHTO M153, AASHTO M213, or ASTM D8139.
- 

**502.3.7.8 Floors**

*Replace paragraph fourteen with the following effective with the December 2017 letting:*

- (14) Unless specified otherwise, transversely tine finish the floors of structures with approach pavements designed for speeds of 40 mph or greater as specified in 415.3.8.3, except make the tining 1/8 inch in depth and do not perform tining within 12 inches of gutters. The contractor may apply a broom finish, described below, instead of the artificial turf drag finish required before tining. The contractor may perform tining manually, if it obtains a finish satisfactory to the engineer. Perform tining within 20 degrees of the centerline of bearing of the substructure units on bridge decks having skew angles of 20 degrees or greater.
- 

**614.2.1 General**

*Add the following as paragraph ten effective with the December 2017 letting:*

- (10) Furnish guardrail reflectors from the department's APL.
- 

**614.3.2.1 Installing Posts**

*Add the following as paragraph five effective with the December 2017 letting:*

- (5) Provide post-mounted reflectors every 100 feet with one at the beginning and end of each run and a minimum of three reflectors per run.
- 

**614.5 Payment**

*Replace paragraph four with the following effective with the December 2017 letting:*

- (4) Payment for the Steel Thrie Beam, Steel Plate Beam Guard, Guardrail Stiffened, MGS Guardrail, Short Radius, and various transition bid items is full compensation for providing guardrail and transitions including post-mounted reflectors; for repairing damaged zinc coatings; and for excavating, backfilling, and disposing of surplus material.
- 

**641.2.9 Overhead Sign Supports**

*Replace paragraph three with the following effective with the December 2017 letting:*

- (3) Provide steel pole shafts, mast arms or trusses, and luminaire arms zinc coated according to ASTM A123. The contractor may provide either straight or tapered pole and arm shafts unless the plans specify otherwise. Provide bolts and other hardware conforming to 641.2.2.
- 

**642.2.2.1 General**

*Replace the entire text with the following effective with the December 2017 letting:*

- (1) Provide each field office with two rooms, separated by an interior door with a padlock. Ensure that each room has a separate exterior door and its own air conditioner. Locate the office where a quality internet connection can be achieved.
- (2) Provide long distance telephone service via a land line for exclusive department use that has the following:
  - Two programmable touch-tone phones, one of which is cordless. Ensure that phone operations will not interfere with other telecommunications equipment.
  - Voice mail service or an answering machine.
- (3) Provide high-speed internet service for exclusive department use via cable or DSL connection with a modem/router and capable of supporting cloud enabled file sharing, voice over internet protocol (VoIP), video conferencing, and web based applications. Ensure that system meets the following:
  - Includes a wireless network for the field office.

- Can accommodate IPsec based VPN products.
  - Has a bandwidth range as follows:
    - Field office with 1-5 staff: A minimum connection speed of 5 Mbps download and 1 Mbps upload. If a cable or DSL option is not available the contractor may provide a personal hotspot using cell phone tethering or other device able to achieve the specified minimum speeds inside the field office.
    - Field office with 6 or more staff: A minimum connection speed of 10 Mbps + 1/2 Mbps per user download and 5 Mbps upload.
    - Projects over 500 million dollars: A minimum connection speed of 20 Mbps + 1/2 Mbps per user download and 10 Mbps upload. Coordinate network setup at the leased office with the WisDOT network team.
- (4) Provide and maintain a Windows 7 and Windows 10 compliant multi-function device with copy, print, and scan capabilities that can accommodate both 8 1/2" x 11" and 11" x 17" paper. Replenish paper, toner cartridges, and other supplies before fully expended. Ensure that department staff can connect to the device either directly or through the field office wireless network.
- (5) Equip with a drafting table with a drafter's stool. Except as specified in 642.2.2.4, provide 2 ergonomically correct office chairs in working condition with, at a minimum, the following:
1. Five-legged base with casters.
  2. Seat adjustable from 15 to 22 inches from the floor with a seamless waterfall, rounded, front edge.
  3. High backrest with no arms or adjustable arms.

**643.3.1 General**

Replace paragraph one with the following effective with the December 2017 letting:

- (1) Provide and maintain traffic control devices located where the plans show or engineer directs to maintain a safe work zone throughout the contract duration. Relocate as required to accommodate changing work operations. When not in use, place devices away from traffic outside of paved and gravel shoulder surfaces. Where there is barrier on the shoulder, the contractor may place devices not in use on the shoulder as close as possible to the barrier and delineated with drums. Lay signs and supports flat on the grade with uprights oriented parallel to and downstream from traffic. Do not stack devices or equipment. Promptly remove temporary devices from within the project limits as follows:
- That will not be used within 14 consecutive calendar days.
  - Within 5 business days of substantial completion unless the engineer allows otherwise.

**645.2.2.2 Geotextile, Type SAS (Subgrade Aggregate Separation)**

Replace paragraph one with the following effective with the December 2017 letting:

- (1) Furnish fabric conforming to the following physical properties:

TEST	METHOD	VALUE <sup>[1]</sup>
Minimum grab tensile strength	ASTM D4632	170 lb
Minimum puncture strength	ASTM D6241	350 lb
Maximum apparent opening size	ASTM D4751	No. 70
Minimum permittivity	ASTM D4491	0.35 s <sup>-1</sup>

<sup>[1]</sup> All numerical values represent minimum/maximum average roll values. Average test results from all rolls in a lot must conform to the tabulated values.

**645.2.2.4 Geotextile, Type DF (Drainage Filtration)**

Replace paragraph one with the following effective with the December 2017 letting:

- (1) Furnish fabric conforming with the physical requirements of either schedule A, schedule B, or schedule C as the contract specifies.

SCHEDULE A TEST	METHOD	VALUE[1]
Minimum grab tensile strength	ASTM D4632	110 lb
Minimum puncture strength	ASTM D6241	200 lb
Minimum apparent breaking elongation	ASTM D4632	30%



Maximum apparent opening size	ASTM D4751	300 µm
Minimum permittivity	ASTM D4491	0.70 s <sup>-1</sup>
SCHEDULE B TEST	METHOD	VALUE <sup>[1]</sup>
Minimum grab tensile strength	ASTM D4632	180 lb
Minimum puncture strength	ASTM D6241	350 lb
Minimum apparent breaking elongation	ASTM D4632	30%
Maximum apparent opening size	ASTM D4751	300 µm
Minimum permittivity	ASTM D4491	1.35 s <sup>-1</sup>
SCHEDULE C TEST	METHOD	VALUE <sup>[1]</sup>
Minimum grab tensile strength	ASTM D4632	180 lb
Minimum puncture strength	ASTM D6241	350 lb
Minimum apparent breaking elongation	ASTM D4632	15%
Maximum apparent opening size	ASTM D4751	600 µm
Minimum permittivity	ASTM D4491	1.00 s <sup>-1</sup>

<sup>[1]</sup> All numerical values represent minimum/maximum average roll values. Average test results from all rolls in a lot must conform to the tabulated values.

**645.2.2.6 Geotextile, Type R (Riprap)**

*Replace paragraph one with the following effective with the December 2017 letting:*

(1) Use fabric conforming to the following physical properties:

TEST	METHOD	VALUE <sup>[1]</sup>
Minimum grab tensile strength	ASTM D4632	205 lb
Minimum puncture strength	ASTM D6241	400 lb
Minimum apparent breaking elongation	ASTM D4632	15%
Maximum apparent opening size	ASTM D4751	No. 30
Minimum permittivity	ASTM D4491	0.12 s <sup>-1</sup>

<sup>[1]</sup> All numerical values represent minimum/maximum average roll values. Average test results from all rolls in a lot must conform to the tabulated values.

**645.2.2.7 Geotextile, Type HR (Heavy Riprap)**

*Replace paragraph one with the following effective with the December 2017 letting:*

(1) Use fabric conforming to the following physical properties:

TEST	METHOD	VALUE <sup>[1]</sup>
Minimum grab tensile strength, lb	ASTM D4632	305 lb
Minimum puncture strength, lb	ASTM D6241	500 lb
Minimum apparent breaking elongation, %	ASTM D4632	15%
Maximum apparent opening size	ASTM D4751	No. 30
Minimum permittivity	ASTM D4491	0.40, s <sup>-1</sup>

<sup>[1]</sup> All numerical values represent minimum/maximum average roll values. Average test results from all rolls in a lot must conform to the tabulated values.

**645.2.2.8 Geotextile, Type C (Modified SAS)**

*Replace paragraph one with the following effective with the December 2017 letting:*

(1) Use fabric conforming to the following physical properties:

TEST	METHOD	VALUE <sup>[1]</sup>
Grab tensile strength, lb	ASTM D4632	205 lb
Puncture strength, lb	ASTM D6241	350 lb
Maximum apparent opening size	ASTM D4751	No. 50
Minimum permittivity	ASTM D4491	0.12 s <sup>-1</sup>

<sup>[1]</sup> All numerical values represent minimum/maximum average roll values. Average test results from all rolls in a lot must conform to the tabulated values.

**646.3.1.1 General Marking**

*Replace paragraph one with the following effective with the December 2017 letting:*

- (1) Prepare the surface and apply marking as the manufacturer specifies. Provide manufacturer specifications as the engineer requests. Do not mark over a marking product with less adherence or over chipped or peeled marking. Do not remove polymer overlay materials in areas receiving pavement marking. Use only epoxy pavement marking where the contract requires marking placed on polymer overlays.

*Replace paragraph five with the following effective with the December 2017 letting:*

- (5) After the marking can sustain exposure to traffic, re-apply clear protective surface treatment conforming to 502.2.11 where removed from structures during marking surface preparation. Seal exposed concrete including grooves for tape. Cover marking during resealing with a system that will not degrade the marking's retroreflectivity when removed. Uncover marking before opening to traffic.

**701.3 Contractor Testing**

*Replace paragraph one with the following effective with the December 2017 letting:*

- (1) Perform contract required QC tests for samples randomly located according to CMM 8-30. Also perform other tests as necessary to control production and construction processes, and additional testing enumerated in the contractor's quality control plan or that the engineer directs. Use test methods as follows:

**TABLE 701-2 TESTING STANDARDS**

TEST	TEST STANDARD
Washed P 200 analysis	AASHTO T11 <sup>[1]</sup>
Sieve analysis of fine and coarse aggregate	AASHTO T27 <sup>[1]</sup>
Aggregate moisture	AASHTO T255 <sup>[1]</sup>
Sampling freshly mixed concrete	AASHTO R60
Air content of fresh concrete	AASHTO T152 <sup>[2]</sup>
Air void system of fresh concrete	AASHTO Provisional Standard TP118
Concrete slump	AASHTO T119 <sup>[2]</sup>
Concrete temperature	ASTM C1064
Concrete compressive strength	AASHTO T22
Making and curing concrete cylinders	AASHTO T23
Standard moist curing for concrete cylinders	AASHTO M201

<sup>[1]</sup> As modified in CMM 8-60.

<sup>[2]</sup> As modified in CMM 8-70.

**715.2.3.1 Pavements**

*Add the following as paragraph six effective with the December 2017 letting:*

- (6) For new lab-qualified mixes, test the air void system of the proposed concrete mix conforming to AASHTO provisional standard TP 118. Include the SAM number as a part of the mix design submittal.

**715.3.1.1 General**

*Replace paragraph one with the following effective with the December 2017 letting:*

- (1) Provide slump, air content, concrete temperature and compressive strength test results as specified in 710.5. Provide a battery of QC tests, consisting of results for each specified property, using a single sample randomly located within each subplot. Cast three cylinders for strength evaluation. For pavement concrete, also test the air void system conforming to AASHTO provisional standard TP118 at least once per lot and enter the SAM number in the MRS for information only.

**715.3.1.3 Department Verification Testing**

*Replace paragraph one with the following effective with the December 2017 letting:*

- (1) The department will perform verification testing as specified in 701.4.2 with additional testing as required to obtain at least 1 verification test per lot for air content, slump, temperature, and compressive strength.

**Errata**

*Make the following corrections to the standard specifications:*

**106.3.3.1 General**

Correct errata by changing "acceptance" to "approval".

- (1) For manufactured products or assemblies, the department may base approval on a product certification or require both a product certification and production plant certification.

**205.3.1 General**

Correct errata by replacing paragraphs three and four with the following to reflect current practice to incorporate suitable materials.

- (3) Replace unsuitable material with satisfactory material. Trim and finish the roadway. Maintain the work done under 205 in a finished condition until acceptance.

**521.2 Materials**

Correct errata by deleting bullet three and including aluminum coated pipe in bullet one.

- (1) Furnish corrugated steel pipe and steel apron end walls as follows:
  - Corrugated steel culvert pipe, steel apron endwalls, aluminum coated corrugated steel culvert pipe, and other components conforming to AASHTO M36.
  - Polymer coated corrugated steel culvert pipe and pipe arch fabricated from zinc coated sheet steel conforming to AASHTO M218. Before fabrication, coat the sheets on both sides with polymer protective coating grade 250/250 according to AASHTO M246. Fabricate the pipe according to AASHTO M245.

**614.3.2.2 Installing Rail**

Correct errata for splice location and allow punching or drilling holes and slots.

- (1) Install rail with lap splices in the direction of traffic. Ensure that the number and dimensions of holes and bolts conforms to the plan details for new splices. Place the round head of bolts on the traffic side.
- (2) Cut rails to length by shearing or sawing; do not use cutting torches. Drill or punch bolt holes and slots; ensure that they are burr free. After installation, cut anchor bolts that project more than one inch from the nut to 1/2 inch from the nut; deburr the threaded end of cut bolts.

**618.1 Description**

Correct errata by deleting designated detours from the scope of Maintenance and Repair of Haul Roads.

- (1) This section describes maintaining, repairing, and restoring all public roads, streets, drainage facilities, and other components used for hauling by contractor, subcontractor, or supplier to support work for a department contract to its pre-haul condition. Public roads and streets shall be limited to those not a part of the State Trunk Highway System and from now on called haul roads.

**646.3.1.2 Liquid Marking**

Correct errata by changing "epoxy overlays" to "polymer overlays".

- (5) Apply liquid marking and glass beads across the line at or exceeding the following:

LIQUID MARKING	PAVEMENT TYPE	THICKNESS (mils)	BEAD APPLICATION (pounds per gallon)
Paint	all	16	8-10
Epoxy	SMA, seal coats, and polymer overlays	25	25
Epoxy	all other	20	22.5

## **Non-discrimination Provisions**

**During the performance of this contract, the contractor, for itself, its assignees, and successors in interest (hereinafter referred to as the "contractor") agrees as follows:**

**1. Compliance with Regulations:** The contractor (hereinafter includes consultants) will comply with the Acts and the Regulations relative to Non-discrimination in Federally-assisted programs of the U.S. Department of Transportation, Federal Highway Administration, as they may be amended from time to time, which are herein incorporated by reference and made a part of this contract.

**2. Non-discrimination:** The contractor, with regard to the work performed by it during the contract, will not discriminate on the grounds of race, color, or national origin in the selection and retention of subcontractors, including procurements of materials and leases of equipment. The contractor will not participate directly or indirectly in the discrimination prohibited by the Acts and the Regulations, including employment practices when the contract covers any activity, project, or program set forth in Appendix B of 49 CFR Part 21.

**3. Solicitations for Subcontracts, Including Procurements of Materials and Equipment:** In all solicitations, either by competitive bidding, or negotiation made by the contractor for work to be performed under a subcontract, including procurements of materials, or leases of equipment, each potential subcontractor or supplier will be notified by the contractor of the contractor's obligations under this contract and the Acts and the Regulations relative to Non-discrimination on the grounds of race, color, or national origin.

**4. Information and Reports:** The contractor will provide all information and reports required by the Acts, the Regulations, and directives issued pursuant thereto and will permit access to its books, records, accounts, other sources of information, and its facilities as may be determined by the Recipient or the Federal Highway Administration to be pertinent to ascertain compliance with such Acts, Regulations, and instructions. Where any information required of a contractor is in the exclusive possession of another who fails or refuses to furnish the information, the contractor will so certify to the Recipient or the Federal Highway Administration, as appropriate, and will set forth what efforts it has made to obtain the information.

**5. Sanctions for Noncompliance:** In the event of a contractor's noncompliance with the Non-discrimination provisions of this contract, the Recipient will impose such contract sanctions as it or the Federal Highway Administration may determine to be appropriate, including, but not limited to:

- a. Withholding payments to the contractor under the contract until the contractor complies; and/or
- b. Cancelling, terminating, or suspending a contract, in whole or in part.

**6. Incorporation of Provisions:** The contractor will include the provisions of paragraphs one through six in every subcontract, including procurements of materials and leases of equipment, unless exempt by the Acts, the Regulations and directives issued pursuant thereto. The contractor will take action with respect to any subcontract or procurement as the Recipient or the Federal Highway Administration may direct as a means of enforcing such provisions including sanctions for noncompliance. Provided, that if the contractor becomes involved in, or is threatened with litigation by a subcontractor, or supplier because of such direction, the contractor may request the Recipient to enter into any litigation to protect the interests of the Recipient. In addition, the contractor may request the United States to enter into the litigation to protect the interests of the United States.

**During the performance of this contract, the contractor, for itself, its assignees, and successors in interest (hereinafter referred to as the "contractor") agrees to comply with the following non-discrimination statutes and authorities; including but not limited to:**

**Pertinent Non-Discrimination Authorities:**

- Title VI of the Civil Rights Act of 1964 (42 U.S.C. § 2000d et seq., 78 stat. 252), (prohibits discrimination on the basis of race, color, national origin); and 49 CFR Part 21.
- The Uniform Relocation Assistance and Real Property Acquisition Policies Act of 1970, (42 U.S.C. § 4601), (prohibits unfair treatment of persons displaced or whose property has been acquired because of Federal or Federal-aid programs and projects);
- Federal-Aid Highway Act of 1973, (23 U.S.C. § 324 et seq.), (prohibits discrimination on the basis of sex);
- Section 504 of the Rehabilitation Act of 1973, (29 U.S.C. § 794 et seq.), as amended, (prohibits discrimination on the basis of disability); and 49 CFR Part 27;
- The Age Discrimination Act of 1975, as amended, (42 U.S.C. § 6101 et seq.), (prohibits discrimination on the basis of age);
- Airport and Airway Improvement Act of 1982, (49 USC § 471, Section 47123), as amended, (prohibits discrimination based on race, creed, color, national origin, or sex);
- The Civil Rights Restoration Act of 1987, (PL 100-209), (Broadened the scope, coverage and applicability of Title VI of the Civil Rights Act of 1964, The Age Discrimination Act of 1975 and Section 504 of the Rehabilitation Act of 1973, by expanding the definition of the terms "programs or activities" to include all of the programs or activities of the Federal-aid recipients, sub-recipients and contractors, whether such programs or activities are Federally funded or not);
- Titles II and III of the Americans with Disabilities Act, which prohibit discrimination on the basis of disability in the operation of public entities, public and private transportation systems, places of public accommodation, and certain testing entities (42 U.S.C. §§ 12131-12189) as implemented by Department of Transportation regulations at 49 C.F.R. parts 37 and 38;
- The Federal Aviation Administration's Non-discrimination statute (49 U.S.C. § 47123) (prohibits discrimination on the basis of race, color, national origin, and sex);

- Executive Order 12898, Federal Actions to Address Environmental Justice in Minority Populations and Low-Income Populations, which ensures Non-discrimination against minority populations by discouraging programs, policies, and activities with disproportionately high and adverse human health or environmental effects on minority and low-income populations;
- Executive Order 13166, Improving Access to Services for Persons with Limited English Proficiency, and resulting agency guidance, national origin discrimination includes discrimination because of Limited English proficiency (LEP). To ensure compliance with Title VI, you must take reasonable steps to ensure that LEP persons have meaningful access to your programs (70 Fed. Reg. at 74087 to 74100);
- Title IX of the Education Amendments of 1972, as amended, which prohibits you from discriminating because of sex in education programs or activities (20 U.S.C. 1681 et seq).

**Effective August 2015 letting**

### **BUY AMERICA PROVISION**

All steel and iron materials permanently incorporated in this project shall be domestic products and all manufacturing and coating processes for these materials from smelting forward in the manufacturing process must have occurred within the United States. Coating includes epoxy coating, galvanizing, painting and any other coating that protects or enhances the value of a material subject to the requirements of Buy America. The exemption of this requirement is the minimal use of foreign materials if the total cost of such material permanently incorporated in the product does not exceed one-tenth of one percent (1/10 of 1%) of the total contract cost or \$2,500.00, whichever is greater. For purposes of this paragraph, the cost is that shown to be the value of the subject products as they are delivered to the project. The contractor shall take actions and provide documentation conforming to CMM 2-28.5 to ensure compliance with this "Buy America" provision.

<http://wisconsindot.gov/rdwy/cmm/cm-02-28.pdf>

Upon completion of the project certify to the engineer, in writing using department form WS4567, that all steel, iron, and coating processes for steel or iron incorporated into the contract work conform to these "Buy America" provisions. Attach a list of exemptions and their associated costs to the certification form. Department form WS4567 is available at:

<http://wisconsindot.gov/hcciDocs/contracting-info/ws4567.doc>



EXHIBITS  
ID 8110-02-21 – Parcel 9

Photos

Location Map & Plan

Asbestos Inspection Report

ID 8110-2-21, Parcel 9 – 10 Highway 64, Houlton, St. Croix County, WI



Front side of warehouse – facing east

Unconnected empty LP tank northwest of warehouse





Concrete block storage attached to east side of warehouse.  
Vinyl decking patio between warehouse and house.



Gas line disconnected from LP tank – east of house

Gas connection at house near underground a/c pipes – concrete curb east of house





Well & motor under 55-gal drum

Possible septic pipe near drainage way south of house





Septic pipes in crawl space under kitchen

West side of house





Water pump & softener in basement

Furnace







Water heater


Electrical circuit panel





Kitchen cabinets, sink & built in microwave

Wood staircase near back steel door – laminate flooring throughout





Standalone shower & pedestal sink in bathroom

Washer hookup – gas line to dryer





Upstairs duct work in hall

Furniture & miscellaneous in warehouse



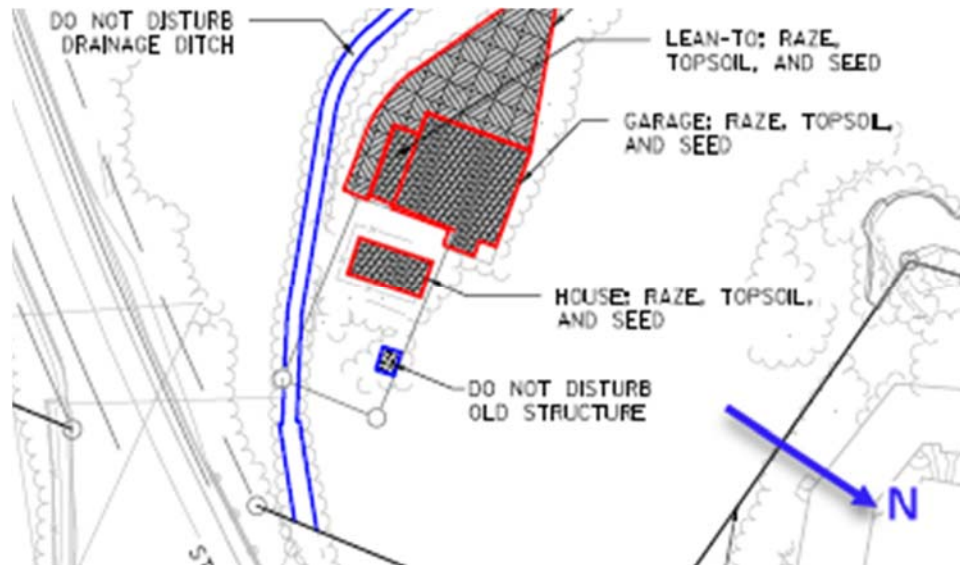


Chemicals in storage shed

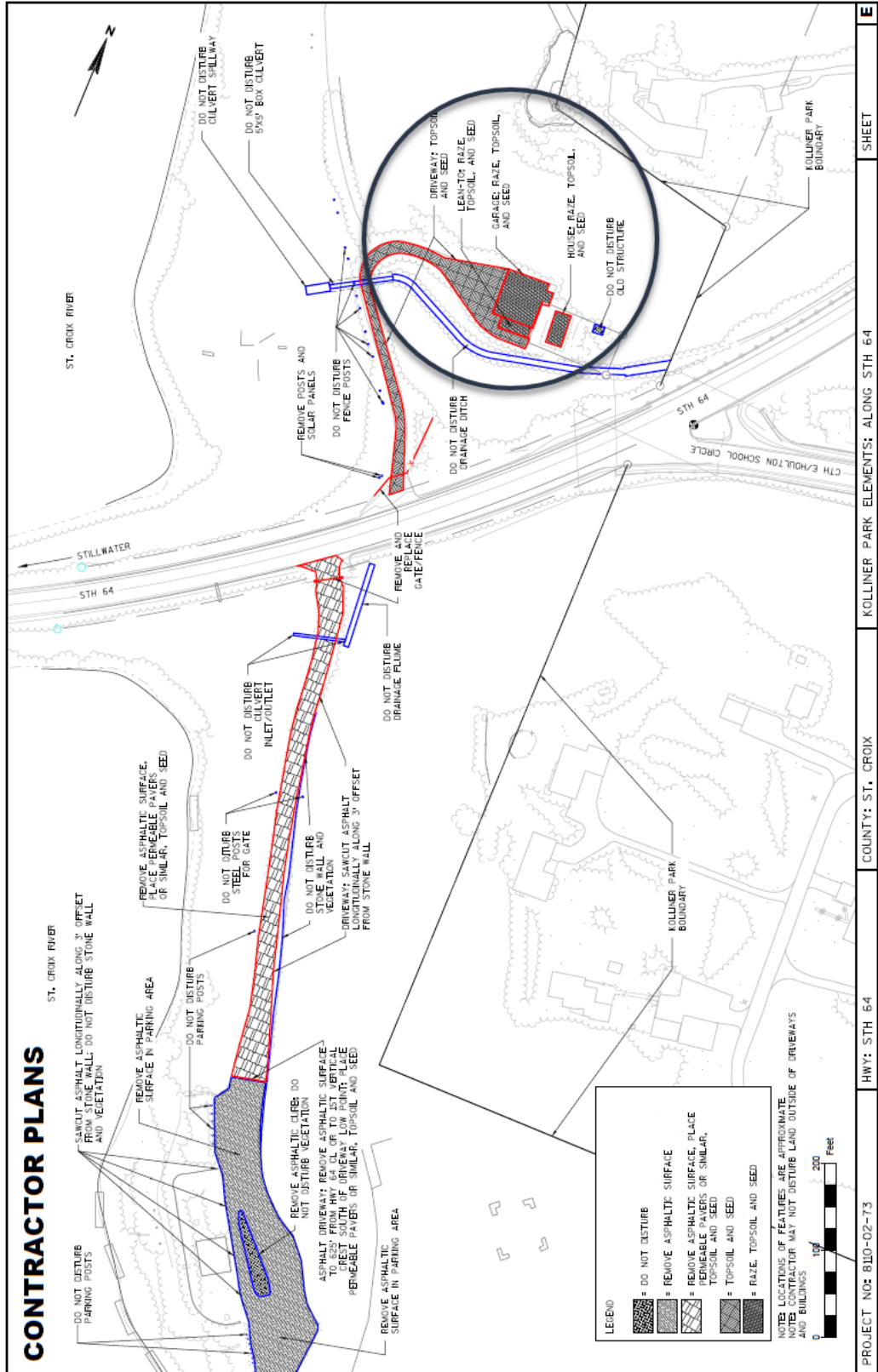





Lean-to rubbish



Secure site from spring run-off with seed and e-mat of all disturbed surfaces.



Raze & removal contract in circled area.



708 Heartland Trail  
Suite 3000  
Madison, WI 53717

608-826-3600 PHONE  
608-826-3941 FAX

[www.TRCSolutions.com](http://www.TRCSolutions.com)

November 22, 2017

Ms. Tammy Ricksecker  
Wisconsin Department of Transportation  
718 W. Clairemont Avenue  
Eau Claire, WI 54701-5108

Subject: Asbestos Containing Material and Pre-Demolition Reconnaissance  
Former Needham Distribution Company  
10 STH 64, Houlton, St. Croix County, Wisconsin  
WisDOT Project ID #8110-02-21

Dear Ms. Ricksecker,

Enclosed is the Asbestos Containing Material and Pre-Demolition Reconnaissance Report for the buildings located at 10 STH 64 in Houlton, St. Croix County, Wisconsin.

If you have any questions or comments, please feel free to contact me at 608-826-3628.

Sincerely,

TRC Environmental Corporation

Daniel Haak, P.E.  
Project Manager

cc: Nicholas Schaff – WisDOT (pdf via email)  
Shar TeBeest – WisDOT (pdf via email)





Asbestos Containing Material (ACM)  
and Pre-Demolition Reconnaissance

Former Needham Distributing Company, 10 STH 164  
Houlton, St. Croix County, Wisconsin

WisDOT Project #8110-02-21

November 2017



# Asbestos Containing Material (ACM) and Pre-Demolition Reconnaissance

Former Needham Distributing Company, 10 STH 164  
Houlton, St. Croix County, Wisconsin

*WisDOT Project #8110-02-21*

November 2017

A handwritten signature in black ink that reads "John Roelke" with a small "WR" monogram to the right.

---

John Roelke  
Technician  
WDHFS Asbestos Inspector #AII-119523

A handwritten signature in blue ink that reads "Philip Galloway".

---

Philip Galloway  
Technician  
WDHFS Asbestos Inspector #AII-222689

A handwritten signature in blue ink that reads "Daniel Haak".

---

Daniel Haak, P.E.  
Project Manager

A handwritten signature in blue ink that reads "Bryan Bergmann".

---

Bryan Bergmann  
TRC Quality Assurance

# Table of Contents

Commonly Used Abbreviations and Acronyms .....	ii
Executive Summary .....	iii
Section 1 Background .....	1
1.1 Introduction .....	1
1.2 ACM Investigation.....	1
Section 2 ACM Delineation.....	2
2.1 ACM Sampling.....	2
2.2 ACM Sampling Results .....	2
2.3 Pre-Demolition Reconnaissance.....	3
Section 3 ACM Abatement .....	4
3.1 Summary of ACM.....	4
3.2 Regulatory Discussion.....	4
3.3 ACM Removal Plans.....	5
Section 4 Conclusions and Recommendations .....	6
4.1 Conclusions.....	6
4.2 Recommendations.....	6

## List of Tables

Table 1	Asbestos Survey Log and Bulk Asbestos Analytical Results
---------	--

## List of Figures

Figure 1	Site Location Map
----------	-------------------

## List of Appendices

Appendix A	Photographs
Appendix B	Laboratory Analytical Results

# Commonly Used Abbreviations and Acronyms

---

AST	aboveground storage tank
bgs	below ground surface
BRRTS	Bureau for Remediation and Redevelopment Tracking System
CERCLA	Comprehensive Environmental Response, Compensation and Liability Act
CTH	County Trunk Highway
CY	cubic yards
DATCP	Department of Agriculture, Trade and Consumer Protection
DRO	diesel range organics
FDM	Facilities Development Manual
EMP	Excavation Management Plan
ERP	Environmental Repair Program
ES	Enforcement Standards
ESA	Environmental Site Assessment
FINDS	Facility Index System/Facility Identification Initiative Program Summary Report
GIS Registry	WDNR Geographic Information System (GIS) Registry of Closed Remediation Sites
GRO	gasoline range organics
HAZWOPER	Code of Federal Registry Chapter 29 (29 CFR) Part 1910.120 Hazardous Waste Operations and Emergency Response
HMA	Hazardous Materials Assessment
IH	Interstate Highway
LQG	large quantity generator
LUST	leaking underground storage tank
NPL	National Priorities List
NR ###	Wisconsin Administrative Code (WAC) Natural Resources (NR) Chapter ###
PAHs	polynuclear aromatic hydrocarbons
PAL	Preventive Action Limits
PCBs	polychlorinated biphenyls
PCE	perchloroethylene/tetrachloroethylene
PID	photoionization detector
PVOCs	petroleum volatile organic compounds
RCLs	Residual Contaminant Levels in NR 720
RCRA	Resource Conservation and Recovery Act
RCRIS	Resource Conservation and Recovery Information System
R/W or ROW	right-of-way
sf	square feet
STH	State Trunk Highway
TCE	trichloroethylene
TRIS	Toxic Chemical Release Inventory System
USGS	United States Geological Survey
USH	United States Highway
UST	underground storage tank
VOCs	volatile organic compounds
WDNR	Wisconsin Department of Natural Resources
WisDOT	Wisconsin Department of Transportation
WGNHS	Wisconsin Geological and Natural History Survey
WI ERP	Wisconsin Environmental Repair Program database

# Executive Summary

---

The WisDOT has acquired the Former Needham Distribution Company property at 10 STH 64 in Houlton, St. Croix County, Wisconsin. The property contains a house and storage shed, which will be demolished during highway reconstruction of STH 64.

TRC Environmental Corporation (TRC) has been contracted by the WisDOT to perform an asbestos-containing materials (ACM) delineation inspection of the property, in order to identify asbestos that must be removed prior to demolition of the buildings.

Approximately 20 linear feet of Category I non-friable Regulated Asbestos-Containing Material (RACM) is present in the black flashing/water stop caulk between the block wall and the roof of the storage shed. The asbestos must be properly removed and disposed of prior to the demolition of the buildings and site clearing of the property.

The characterization as friable or non-friable is based on the condition of the material as observed during the ACM inspection. Some of the ACM characterized as non-friable will likely become friable during demolition, and would therefore be classified as regulated ACM. Both state and federal regulations require that all regulated ACM, including friable ACM and non-friable ACM that may become friable during demolition, be removed prior to demolition. Non-friable ACM can remain in a building during demolition, provided the commingled demolition debris and ACM are managed and disposed as ACM.

TRC's pre-demolition reconnaissance of the property and buildings identified the following:

- Various waste – lumber, metal, tires, miscellaneous debris
- LP tank, burn barrel, fire extinguisher, gas containers, batteries, several house hold chemical bottles
- Several fluorescent lamps and potential mercury-containing lamps
- Oil-stained concrete
- Hydraulic hose leading to a potential underground storage tank

TRC recommends proper disposal of these items be completed concurrent with the demolition of the buildings.

# Section 1

## Background

---

### 1.1 Introduction

The WisDOT has acquired the Former Needham Distribution Company property at 10 STH 64 in Houlton, St. Croix County, Wisconsin. The property contains a house and storage shed, which will be demolished during highway reconstruction of STH 64.

TRC has been contracted by the WisDOT to perform an ACM delineation inspection of the property, in order to identify asbestos that must be removed prior to demolition of the buildings.

### 1.2 ACM Investigation

On October 24, 2017, TRC conducted an asbestos inspection of the property in order to determine the extent of ACM in the buildings, and to identify any ACM that would require removal prior to demolition. This was accomplished by identifying, sampling, characterizing, quantifying, and laboratory-analyzing potential ACM.

# Section 2

## ACM Delineation

---

### 2.1 ACM Sampling

TRC conducted an ACM survey of the building on October 24, 2017. Samples of suspect ACM were collected for laboratory analysis in accordance with the United States Environmental Protection Agency's (USEPA's) Asbestos Hazardous Emergency Response Act (AHERA) 40 CFR Part 763, Subpart E, as indicated in WDNR and Occupational Safety and Health Administration (OSHA) regulations. A minimum of three randomly distributed samples of each type of material identified as homogeneous (same type, color, and age of application) were collected by John Roelke, WDHFS Asbestos Inspector #AII-119523 and Philip Galloway, WDHFS Asbestos Inspector #AII-222689. If there was any reason to suspect that the materials might be different, those materials were sampled separately. Samples were collected by hand using hammers, chisels, and utility knives. Sufficient water was applied before and during sample collection to prevent the generation of airborne particulate as a result of sampling activities.

A total of 63 samples were collected during the October sampling event and analyzed for the presence of ACM. Materials sampled included: caulk, laminate flooring, drywall/joint compound/tape, block and mortar, brick and mortar, wallpaper with adhesive, carpet, shingle with tar paper, weather barrier strip, gasket, wire insulation, composite deck board, flashing, rubber with tar, brick glazing, insulation, and textured paperboard. See Appendix A for photographs.

Collected samples were analyzed by TRC Solutions, Inc. (TRC) in Windsor, Connecticut. Samples were analyzed on a 3-day turnaround basis using polarized light microscopy (PLM) with dispersion staining techniques. Once one sample of a homogeneous material tested positive for asbestos, the remaining samples of that material were not analyzed.

### 2.2 ACM Sampling Results

The locations and types of the material sampled, the collection date, the sample number, and the condition of the material are presented in Table 1 (Asbestos Survey Log and Bulk Asbestos Analytical Results). Photographs showing representative sampled materials can be found in Appendix A. TRC's laboratory analysis reports are included in Appendix B.

Approximately 20 linear feet of Category I non-friable RACM is present in the black flashing/water stop caulk between the block walls and the roof of the storage shed.

## 2.3 Pre-Demolition Reconnaissance

TRC conducted a pre-demolition reconnaissance of the property on October 24, 2017. During the reconnaissance, TRC inspected the property and building interiors to identify potential issues present.

TRC's pre-demolition reconnaissance of the property and buildings identified the following:

- Various waste – lumber, metal, tires, miscellaneous debris
- LP tank, burn barrel, fire extinguisher, gas containers, batteries, several house hold chemical bottles
- Several fluorescent lamps and potential mercury-containing lamps
- Oil-stained concrete
- Hydraulic hose leading to a potential underground storage tank

TRC recommends proper disposal of these items be completed concurrent with the demolition of the buildings.



# Section 3

## ACM Abatement

---

### 3.1 Summary of ACM

Approximately 20 linear feet of Category I non-friable RACM is present in the black flashing/water stop caulk between the block wall and the roof of the storage shed.

### 3.2 Regulatory Discussion

Friable ACM is any material containing more than 1 percent asbestos that, when dry, can be crumbled, pulverized, or reduced to powder by hand pressure. Non-friable ACM is any material containing more than 1 percent asbestos that, when dry, cannot be crumbled, pulverized, or reduced to powder by hand pressure. The EPA also defines two categories of non-friable ACM, Category I and Category II non-friable ACM as follows:

- Category I non-friable ACM is any asbestos-containing packing, gasket, resilient floor covering, mastic, or asphalt roofing product that contains more than 1 percent asbestos.
- Category II non-friable ACM is any material, excluding Category I non-friable ACM, containing more than 1 percent asbestos that, when dry, cannot be crumbled, pulverized, or reduced to powder by hand pressure.

RACM is (a) friable asbestos material; (b) Category I non-friable ACM that has become friable; (c) Category I non-friable ACM that will be, or has been, subjected to sanding, grinding, cutting or abrading; or (d) Category II non-friable ACM that has a high probability of becoming, or has become, crumbled, pulverized, or reduced to powder by the forces expected to act on the material in the course of demolition operations.

Both the USEPA's and the WDNR's regulations mandate the removal of regulated ACM prior to demolition. ACM need not be removed before demolition if it is a Category I non-friable ACM that is not friable or a Category II non-friable ACM and the probability is low that the material will become crumbled, pulverized, or reduced to powder during demolition.

Additionally, all asbestos-containing debris must be handled, transported, and disposed in accordance with the ACM regulations. If ACM is commingled with the demolition debris, the entire pile must be considered to be asbestos-containing material and managed accordingly.

This requires disposal in a landfill licensed to accept ACM waste.

Both OSHA and the USEPA regulate the potential health hazards associated with ACM abatement. The USEPA regulates ACM from a general health perspective. USEPA regulations contain language related to many aspects of ACM management, including visible emissions, licensing of workers, disposal, testing, inspections, and site management. OSHA regulations deal with worker exposure on the job and with the methodology to safely handle ACM. The State of Wisconsin regulations incorporate both OSHA and USEPA regulations, and mirror the federal regulations almost exactly. In a few cases, the practice of compliance with Wisconsin regulations is more restrictive than the federal interpretation.

### 3.3 ACM Removal Plans

All regulated ACM is required to be removed prior to demolition. It will be up to the demolition contractor and their asbestos abatement contractor to determine if the method of demolition will cause any non-friable ACM to become friable. If so, that material would be considered RACM and will be required to be removed prior to demolition. All demolition waste that is commingled with the non-friable asbestos-containing material will be required to be managed as asbestos-containing waste and disposed of at a solid waste landfill permitted to accept such waste.

# Section 4

## Conclusions and Recommendations

---

### 4.1 Conclusions

Approximately 20 linear feet of Category I non-friable RACM is present in the black flashing/water stop caulk between the block wall and the roof of the storage shed.

### 4.2 Recommendations

The ACM must be removed prior to demolition of the buildings. TRC recommends proper disposal of the following items be completed concurrent with the demolition of the buildings:

- Various waste – lumber, metal, tires, miscellaneous debris
- LP tank, burn barrel, fire extinguisher, gas containers, batteries, several house hold chemical bottles
- Several fluorescent lamps and potential mercury-containing lamps
- Oil-stained concrete
- Hydraulic hose leading to a potential underground storage tank

Table 1  
Asbestos Survey Log and Bulk Asbestos Analytical Results

Client: WisDOT  
 Name: 10 STH 64  
 Location: Houlton, St. Croix County  
 Project ID: 8110-02-21

Project Number: 287677.0000.0000  
 Sample Collection Date: October 24, 2017  
 Samples Collected By: John Roelke, Philip Galloway  
 Asbestos Inspector Number: All-119523, All-222689

SAMPLE NUMBER	SAMPLE LOCATION	SAMPLE DESCRIPTION	COLOR	CONDITION	ANALYTICAL METHOD AND RESULTS	FRIABLE/ NON-FRIABLE	QUANTITY
<b>House</b>							
1-1	Along 2nd level baseboard	Caulk	White	Good	PLM, non-detect	No ACM	0
1-2	Along 1st level Living room baseboard	Caulk	White	Good	PLM, non-detect	No ACM	
1-3	Along 1st level Dining room baseboard	Caulk	White	Good	PLM, non-detect	No ACM	
1-4	1st level Dining room floor	Laminate flooring	Brown	Good	PLM, non-detect	No ACM	0
1-5	1st level Living room floor	Laminate flooring	Brown	Good	PLM, non-detect	No ACM	
1-6	1st level Kitchen floor	Laminate flooring	Brown	Good	PLM, non-detect	No ACM	
1-7	1st level Living room interior wall	Drywall, joint compound, tape	White/cream	Good	PLM, non-detect (all layers)	No ACM	0
1-8	2nd level interior wall	Drywall, joint compound, tape	White/cream	Good	PLM, non-detect (all layers)	No ACM	
1-9	1st level Dining room interior wall	Drywall, joint compound, tape	White/cream	Good	PLM, non-detect (all layers)	No ACM	
1-10	1st level Living room interior wall	Mortar	Gray	Good	PLM, non-detect	No ACM	0
1-11	1st level Living room interior wall	Mortar	Gray	Good	PLM, non-detect	No ACM	
1-12	1st level Living room interior wall	Mortar	Gray	Good	PLM, non-detect	No ACM	
1-13	1st level Kitchen interior wall	Wallpaper with adhesive	Black/white/cream	Good	PLM, non-detect	No ACM	0
1-14	1st level Kitchen interior wall	Wallpaper with adhesive	Black/white/cream	Good	PLM, non-detect	No ACM	
1-15	1st level Kitchen interior wall	Wallpaper with adhesive	Black/white/cream	Good	PLM, non-detect	No ACM	
1-16	2nd level interior wall	Mortar	Gray	Good	PLM, non-detect	No ACM	0
1-17	2nd level interior wall	Mortar	Gray	Good	PLM, non-detect	No ACM	
1-18	2nd level interior wall	Mortar	Gray	Good	PLM, non-detect	No ACM	
1-19	2nd level floor	Carpet	Brown/black/yellow	Good	PLM, non-detect	No ACM	0
1-20	2nd level floor	Carpet	Brown/black/yellow	Good	PLM, non-detect	No ACM	
1-21	2nd level floor	Carpet	Brown/black/yellow	Good	PLM, non-detect	No ACM	
1-22	Roof	Shingle/tar paper/adhesive	Black	Good	PLM, non-detect (all layers)	No ACM	0
1-23	Roof	Shingle/tar paper/adhesive	Black	Good	PLM, non-detect (all layers)	No ACM	
1-24	Roof	Shingle/tar paper/adhesive	Black	Good	PLM, non-detect (all layers)	No ACM	

Table 1  
Asbestos Survey Log and Bulk Asbestos Analytical Results

Client: WisDOT  
 Name: 10 STH 64  
 Location: Houlton, St. Croix County  
 Project ID: 8110-02-21

Project Number: 287677.0000.0000  
 Sample Collection Date: October 24, 2017  
 Samples Collected By: John Roelke, Philip Galloway  
 Asbestos Inspector Number: All-119523, All-222689

SAMPLE NUMBER	SAMPLE LOCATION	SAMPLE DESCRIPTION	COLOR	CONDITION	ANALYTICAL METHOD AND RESULTS	FRIABLE/ NON-FRIABLE	QUANTITY
1-25	Under siding along window frame	Weather barrier paper strip	Black	Good	PLM, non-detect	No ACM	0
1-26	Under siding along window frame	Weather barrier paper strip	Black	Good	PLM, non-detect	No ACM	
1-27	Under siding along window frame	Weather barrier paper strip	Black	Good	PLM, non-detect	No ACM	
1-28	Basement furnace	Gasket	Black	Good	PLM, non-detect	No ACM	0
1-29	Basement furnace	Gasket	Black	Good	PLM, non-detect	No ACM	
1-30	Basement furnace	Gasket	Black	Good	PLM, non-detect	No ACM	
1-31	1st level above ceiling	Wire insulation	Black/tan	Good	PLM, non-detect	No ACM	0
1-32	1st level above ceiling	Wire insulation	Black/tan	Good	PLM, non-detect	No ACM	
1-33	1st level above ceiling	Wire insulation	Black/tan	Good	PLM, non-detect	No ACM	
1-34	Outside on ground	Composite deck board	Gray/brown	Good	PLM, non-detect	No ACM	0
1-35	Outside on ground	Composite deck board	Gray/brown	Good	PLM, non-detect	No ACM	
1-36	Outside on ground	Composite deck board	Gray/brown	Good	PLM, non-detect	No ACM	
<b>Storage Shed</b>							
2-1	Between wall and roof	Flashing/water stop caulk	Black	Good	PLM, 20%	Cat.I Non-friable	20 lin ft
2-2	Between wall and roof	Flashing/water stop caulk	Black	Good	NA/PS	--	
2-3	Between wall and roof	Flashing/water stop caulk	Black	Good	NA/PS	--	
2-4	Roof	Shingle/tar paper/adhesive	Black	Good	PLM, non-detect (all layers)	No ACM	0
2-5	Roof	Shingle/tar paper/adhesive	Black	Good	PLM, non-detect (all layers)	No ACM	
2-6	Roof	Shingle/tar paper/adhesive	Black	Good	PLM, non-detect (all layers)	No ACM	
2-7	Exterior wall	Block with mortar	Gray	Good	PLM, non-detect (all layers)	No ACM	0
2-8	Exterior wall	Block with mortar	Gray	Good	PLM, non-detect (all layers)	No ACM	
2-9	Exterior wall	Block with mortar	Gray	Good	PLM, non-detect (all layers)	No ACM	
2-10	Roof	Rubber with tar	Black	Good	PLM, non-detect (all layers)	No ACM	0
2-11	Roof	Rubber with tar	Black	Good	PLM, non-detect (all layers)	No ACM	
2-12	Roof	Rubber with tar	Black	Good	PLM, non-detect (all layers)	No ACM	

Table 1  
Asbestos Survey Log and Bulk Asbestos Analytical Results

Client: WisDOT  
 Name: 10 STH 64  
 Location: Houlton, St. Croix County  
 Project ID: 8110-02-21

Project Number: 287677.0000.0000  
 Sample Collection Date: October 24, 2017  
 Samples Collected By: John Roelke, Philip Galloway  
 Asbestos Inspector Number: All-119523, All-222689

SAMPLE NUMBER	SAMPLE LOCATION	SAMPLE DESCRIPTION	COLOR	CONDITION	ANALYTICAL METHOD AND RESULTS	FRIABLE/ NON-FRIABLE	QUANTITY
2-13	Roof, around vent	Caulk	Beige	Good	PLM, non-detect	No ACM	0
2-14	Roof, around vent	Caulk	Beige	Good	PLM, non-detect	No ACM	
2-15	Roof, around vent	Caulk	Beige	Good	PLM, non-detect	No ACM	
2-16	Roof	Brick glaze	Red	Good	PLM, non-detect	No ACM	0
2-17	Roof	Brick glaze	Red	Good	PLM, non-detect	No ACM	
2-18	Roof	Brick glaze	Red	Good	PLM, non-detect	No ACM	
2-19	Interior beam	Brick with mortar	Gray	Good	PLM, non-detect (all layers)	No ACM	0
2-20	Interior beam	Brick with mortar	Gray	Good	PLM, non-detect (all layers)	No ACM	
2-21	Interior beam	Brick with mortar	Gray	Good	PLM, non-detect (all layers)	No ACM	
2-22	Interior wall	Insulation	Black	Good	PLM, non-detect	No ACM	0
2-23	Interior wall	Insulation	Black	Good	PLM, non-detect	No ACM	
2-24	Interior wall	Insulation	Black	Good	PLM, non-detect	No ACM	
2-25	Interior wall	Textured paperboard	Blue	Good	PLM, non-detect	No ACM	0
2-26	Interior wall	Textured paperboard	Blue	Good	PLM, non-detect	No ACM	
2-27	Interior wall	Textured paperboard	Blue	Good	PLM, non-detect	No ACM	

Notes:

PLM = Polarized Light Microscopy

NA/PS = Not analyzed, positive stop

- Inspection was completed following WisDOT standard sampling procedure for bridge inspections found in FDM 21 35-45.

Condition Description:

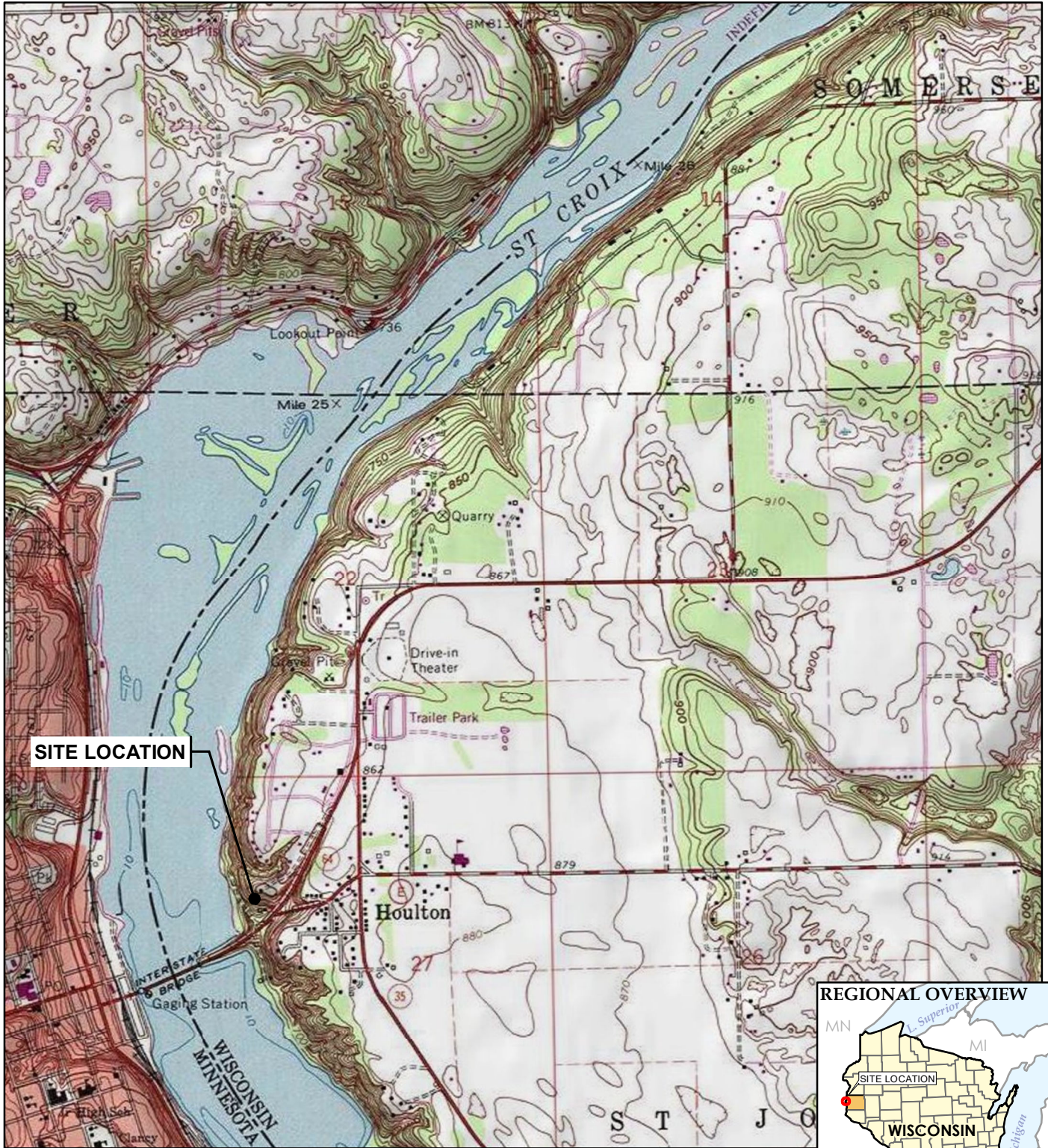
**Good:** The material shows no visible damage or deterioration, or shows only limited damage or deterioration.

**Damaged:** The material is friable that has deteriorated or sustained physical damage.

**Significantly damaged:** The material is friable that has sustained extensive or severe damage.

Created By: A. Voit 11/13/17

Checked By: J. Roelke 11/16/17



BASE MAP FROM USGS 7.5 MINUTE TOPOGRAPHIC QUADRANGLE SERIES.



708 Heartland Trail  
Suite 3000  
Madison, WI 53717  
Phone: 608.826.3600

TRC - GIS

PROJECT: **WISDOT ID# 8110-02-21**  
**10 STH 164**  
**HOULTON, WI**

TITLE: **SITE LOCATION MAP**

DRAWN BY:	S. MAJOR
CHECKED BY:	J. ROELKE
APPROVED BY:	D. HAAK
DATE:	NOVEMBER 2017
PROJ. NO.:	287677
FILE:	287677-001SLM.mxd

**FIGURE 1**


# Appendix A Photographs


---






## Photographic Log

<b>Client Name:</b> Wisconsin Department of Transportation (WisDOT)		<b>Site Location:</b> 10 STH 64, Houlton, St. Croix County	<b>Project No.:</b> TRC: 287677.0000.0000 WisDOT: 8110-02-21
<b>Photo No.</b> 1	<b>Date</b> 10/24/17		
<b>Description</b> Entering the property, looking to the East towards the storage shed.			

<b>Photo No.</b> 2	<b>Date</b> 10/24/17		
<b>Description</b> Looking to the North towards the storage shed.			



## Photographic Log

<b>Client Name:</b> Wisconsin Department of Transportation (WisDOT)		<b>Site Location:</b> 10 STH 64, Houlton, St. Croix County	<b>Project No.:</b> TRC: 287677.0000.0000 WisDOT: 8110-02-21
<b>Photo No.</b> 3	<b>Date</b> 10/24/17		
<b>Description</b> Looking to the East towards the storage shed, along the property line.			

<b>Photo No.</b> 4	<b>Date</b> 10/24/17		
<b>Description</b> Looking to the North towards the storage shed.			





## Photographic Log

Client Name:		Site Location:	Project No.:
Wisconsin Department of Transportation (WisDOT)		10 STH 64, Houlton, St. Croix County	TRC: 287677.0000.0000 WisDOT: 8110-02-21
Photo No.	Date		
5	10/24/17		
Description			
Looking East towards the side of the house.			
Photo No.	Date		
6	10/24/17		
Description			
Looking North towards the front of the house.			







## Photographic Log

<b>Client Name:</b> Wisconsin Department of Transportation (WisDOT)		<b>Site Location:</b> 10 STH 64, Houlton, St. Croix County	<b>Project No.:</b> TRC: 287677.0000.0000 WisDOT: 8110-02-21
<b>Photo No.</b> 7	<b>Date</b> 10/24/17		
<b>Description</b> Looking West towards the side of house.			

<b>Photo No.</b> 8	<b>Date</b> 10/24/17	
<b>Description</b> 1 <sup>st</sup> level dining room in house		




## Photographic Log

Client Name:		Site Location:	Project No.:
Wisconsin Department of Transportation (WisDOT)		10 STH 64, Houlton, St. Croix County	TRC: 287677.0000.0000 WisDOT: 8110-02-21
Photo No.	Date		
9	10/24/17		
Description			
1 <sup>st</sup> level living room in house			
Photo No.	Date		
10	10/24/17		
Description			
Stairway to 2 <sup>nd</sup> level			





## Photographic Log

<b>Client Name:</b> Wisconsin Department of Transportation (WisDOT)		<b>Site Location:</b> 10 STH 64, Houlton, St. Croix County	<b>Project No.:</b> TRC: 287677.0000.0000 WisDOT: 8110-02-21
<b>Photo No.</b> 11	<b>Date</b> 10/24/17		
<b>Description</b> 2 <sup>nd</sup> level laundry area			

<b>Photo No.</b> 12	<b>Date</b> 10/24/17		
<b>Description</b> 2 <sup>nd</sup> level bedroom			





## Photographic Log

Client Name:		Site Location:	Project No.:
Wisconsin Department of Transportation (WisDOT)		10 STH 64, Houlton, St. Croix County	TRC: 287677.0000.0000 WisDOT: 8110-02-21
Photo No.	Date		
13	10/24/17		
Description	White caulk along baseboard on 2 <sup>nd</sup> level (sample 1-1) is non-detect for ACM		
Photo No.	Date		
14	10/24/17		
Description	White caulk along baseboard on 1 <sup>st</sup> level (samples 1-2 and 1-3) is non-detect for ACM		





## Photographic Log

Client Name:		Site Location:	Project No.:
Wisconsin Department of Transportation (WisDOT)		10 STH 64, Houlton, St. Croix County	TRC: 287677.0000.0000 WisDOT: 8110-02-21
Photo No.	Date		
15	10/24/17		
Description	Laminate flooring (samples 1-4, 1-5, 1-6) is non-detect for ACM		
Photo No.	Date		
16	10/24/17		
Description	Drywall, joint compound, and tape on interior walls (samples 1-7, 1-8, 1-9) are non-detect for ACM		









## Photographic Log

Client Name:		Site Location:	Project No.:
Wisconsin Department of Transportation (WisDOT)		10 STH 64, Houlton, St. Croix County	TRC: 287677.0000.0000 WisDOT: 8110-02-21
Photo No.	Date		
17	10/24/17		
Description	Gray mortar on interior walls behind drywall on 1 <sup>st</sup> level (samples 1-10, 1-11, 1-12) is non-detect for ACM		
Photo No.	Date		
18	10/24/17		
Description	Wallpaper and adhesive on interior walls in kitchen (samples 1-13, 1-14, 1-15) are non-detect for ACM		





## Photographic Log

Client Name:		Site Location:	Project No.:
Wisconsin Department of Transportation (WisDOT)		10 STH 64, Houlton, St. Croix County	TRC: 287677.0000.0000 WisDOT: 8110-02-21
Photo No.	Date		
19	10/24/17		
Description			
Gray mortar on interior walls behind drywall on 2 <sup>nd</sup> level (samples 1-16, 1-17, 1-18) is non-detect for ACM			
Photo No.	Date		
20	10/24/17		
Description			
Carpet (samples 1-19, 1-20, 1-21) is non-detect for ACM			




## Photographic Log

Client Name:		Site Location:	Project No.:
Wisconsin Department of Transportation (WisDOT)		10 STH 64, Houlton, St. Croix County	TRC: 287677.0000.0000 WisDOT: 8110-02-21
Photo No.	Date		
21	10/24/17		
Description			
Shingles, tar paper, and adhesive on roof of house (samples 1-22, 1-23, 1-24) are non-detect for ACM			
Photo No.	Date		
22	10/24/17		
Description			
Weather barrier paper strip behind siding along windows of house (samples 1-25-1-26, 1-27) is non-detect for ACM			





## Photographic Log

<b>Client Name:</b> Wisconsin Department of Transportation (WisDOT)		<b>Site Location:</b> 10 STH 64, Houlton, St. Croix County	<b>Project No.:</b> TRC: 287677.0000.0000 WisDOT: 8110-02-21
<b>Photo No.</b> 23	<b>Date</b> 10/24/17		
<b>Description</b> Chimney and furnace in basement of house			

<b>Photo No.</b> 24	<b>Date</b> 10/24/17	
<b>Description</b> Gasket on furnace (samples 1-28, 1-29, 1-30) is non-detect for ACM		



## Photographic Log

<b>Client Name:</b> Wisconsin Department of Transportation (WisDOT)		<b>Site Location:</b> 10 STH 64, Houlton, St. Croix County	<b>Project No.:</b> TRC: 287677.0000.0000 WisDOT: 8110-02-21
<b>Photo No.</b> 25	<b>Date</b> 10/24/17		
<b>Description</b> Looking above 1 <sup>st</sup> level ceiling in house			

<b>Photo No.</b> 26	<b>Date</b> 10/24/17		
<b>Description</b> Insulation on wiring above 1 <sup>st</sup> level ceiling in house (samples 1-31, 1-32, 1-33) is non-detect for ACM			



## Photographic Log

Client Name:		Site Location:	Project No.:
Wisconsin Department of Transportation (WisDOT)		10 STH 64, Houlton, St. Croix County	TRC: 287677.0000.0000 WisDOT: 8110-02-21
Photo No.	Date		
27	10/24/17		
Description			
Composite deck boards on ground between house and storage shed			
Photo No.	Date		
28	10/24/17		
Description			
Inside of storage shed			





## Photographic Log

Client Name:		Site Location:	Project No.:
Wisconsin Department of Transportation (WisDOT)		10 STH 64, Houlton, St. Croix County	TRC: 287677.0000.0000 WisDOT: 8110-02-21
Photo No.	Date		
29	10/24/17		
Description			
Inside of storage shed			
Photo No.	Date		
30	10/24/17		
Description			
Inside of storage shed loft area			





## Photographic Log

Client Name:		Site Location:	Project No.:
Wisconsin Department of Transportation (WisDOT)		10 STH 64, Houlton, St. Croix County	TRC: 287677.0000.0000 WisDOT: 8110-02-21
Photo No.	Date		
31	10/24/17		
Description			
Flashing/water stop caulk on top of concrete wall where roof begins in storage shed (samples 2-1, 2-2, 2-3) contains 20% Cat. I non-friable ACM			
Photo No.	Date		
32	10/24/17		
Description			
Lower roof of storage shed			









## Photographic Log

Client Name:		Site Location:	Project No.:
Wisconsin Department of Transportation (WisDOT)		10 STH 64, Houlton, St. Croix County	TRC: 287677.0000.0000 WisDOT: 8110-02-21
Photo No.	Date		
33	10/24/17		
Description			
Shingles, tar paper, and adhesive on lower roof of storage shed (samples 2-4, 2-5, 2-6) are non-detect for ACM			
Photo No.	Date		
34	10/24/17		
Description			
Block and mortar on exterior wall of storage shed (samples 2-7, 2-8, 2-9) are non-detect for ACM			





## Photographic Log

Client Name:		Site Location:	Project No.:
Wisconsin Department of Transportation (WisDOT)		10 STH 64, Houlton, St. Croix County	TRC: 287677.0000.0000 WisDOT: 8110-02-21
Photo No.	Date		
35	10/24/17		
Description			
Upper roof on storage shed			
Photo No.	Date		
36	10/24/17		
Description			
Rubber and tar on upper roof of storage shed (samples 2-10-, 2-11, 2-12) are non-detect for ACM			




## Photographic Log


<b>Client Name:</b> Wisconsin Department of Transportation (WisDOT)		<b>Site Location:</b> 10 STH 64, Houlton, St. Croix County	<b>Project No.:</b> TRC: 287677.0000.0000 WisDOT: 8110-02-21
<b>Photo No.</b> 37	<b>Date</b> 10/24/17		
<b>Description</b> Caulk around vent on upper roof of storage shed (samples 2-13, 2-14, 2-15) is non-detect for ACM			

<b>Photo No.</b> 38	<b>Date</b> 10/24/17		
<b>Description</b> Red brick glazing on edge of upper roof of storage shed (samples 2-16, 2-17, 2-18) is non-detect for ACM			




## Photographic Log


<b>Client Name:</b> Wisconsin Department of Transportation (WisDOT)		<b>Site Location:</b> 10 STH 64, Houlton, St. Croix County	<b>Project No.:</b> TRC: 287677.0000.0000 WisDOT: 8110-02-21
<b>Photo No.</b> 39	<b>Date</b> 10/24/17		
<b>Description</b> Brick and mortar interior beam in storage shed (samples 2-19, 2-20, 2-21) are non-detect for ACM			

<b>Photo No.</b> 40	<b>Date</b> 10/24/17		
<b>Description</b> Interior wall of storage shed that has insulation and textured paperboard on it			




## Photographic Log


<b>Client Name:</b> Wisconsin Department of Transportation (WisDOT)		<b>Site Location:</b> 10 STH 64, Houlton, St. Croix County	<b>Project No.:</b> TRC: 287677.0000.0000 WisDOT: 8110-02-21
<b>Photo No.</b> 41	<b>Date</b> 10/24/17		
<b>Description</b> Insulation on interior wall in storage shed (samples 2-22, 2-23, 2-24) is non-detect for ACM			

<b>Photo No.</b> 42	<b>Date</b> 10/24/17		
<b>Description</b> Textured paperboard on interior wall in storage shed (samples 2-25, 2-26, 2-27) is non-detect for ACM			




## Photographic Log

<b>Client Name:</b> Wisconsin Department of Transportation (WisDOT)		<b>Site Location:</b> 10 STH 64, Houlton, St. Croix County	<b>Project No.:</b> TRC: 287677.0000.0000 WisDOT: 8110-02-21
<b>Photo No.</b> 43	<b>Date</b> 10/24/17		
<b>Description</b> Staining on concrete floor of storage shed			

<b>Photo No.</b> 44	<b>Date</b> 10/24/17	
<b>Description</b> North entrance to the storage shed showing hydraulic hose to a potential underground storage tank		



## Photographic Log

Client Name:		Site Location:	Project No.:
Wisconsin Department of Transportation (WisDOT)		10 STH 64, Houlton, St. Croix County	TRC: 287677.0000.0000 WisDOT: 8110-02-21
Photo No.	Date		
45	10/24/17		
Description			
Looking towards the North, septic tank vent			

# Appendix B

## Laboratory Analytical Results

---





**BULK ASBESTOS ANALYSIS REPORT**

CLIENT: Wisconsin Department of Transportation

Lab Log #: 0051505  
 Project #: 287677.0000.0000  
 Date Received: 10/31/2017  
 Date Analyzed: 11/06/2017

Site: 10 STH 64, Houlton, WI

**POLARIZED LIGHT MICROSCOPY by EPA 600/R-93/116**

Sample No.	Color	Homogenous	Multi-Layered	Layer No.	Other Matrix Materials	Asbestos %	Asbestos Type
1-1	White (caulk)	Yes	No	--	---	ND	None
1-2	White (caulk)	Yes	No	--	---	ND	None
1-3	White (caulk)	Yes	No	--	---	ND	None
1-4	Brown (laminare flooring)	Yes	No	--	90% cellulose	ND	None
1-5	Brown (laminare flooring)	Yes	No	--	90% cellulose	ND	None
1-6	Brown (laminare flooring)	Yes	No	--	90% cellulose	ND	None
1-7	White (joint compound)	No	Yes	1	---	ND	None
1-7	Cream (tape)	No	Yes	2	99% cellulose	ND	None
1-7	White (drywall)	No	Yes	3	2% cellulose	ND	None
1-8	White (joint compound)	No	Yes	1	---	ND	None
1-8	Cream (tape)	No	Yes	2	99% cellulose	ND	None
1-8	White (drywall)	No	Yes	3	2% cellulose	ND	None
1-9	White (joint compound)	No	Yes	1	---	ND	None
1-9	Cream (tape)	No	Yes	2	99% cellulose	ND	None
1-9	White (drywall)	No	Yes	3	2% cellulose	ND	None
1-10	Light Grey (mortar)	Yes	No	--	2% horse hair	ND	None
1-11	Light Grey (mortar)	Yes	No	--	2% horse hair	ND	None
1-12	Light Grey (mortar)	Yes	No	--	2% horse hair	ND	None

TRC LABORATORY ASBESTOS ANALYTICAL ACCREDITATIONS

NVLAP Lab Code 101424-0 AIHA-LAP, LLC #100122 CT #PH-0426 ME LA-0075, LB-0071 MA #AA000052 NY #10980 WV# LT000411  
 RI #AAL-007 TX #300354 VT #AL014538 LA#05011 VA #3333 000283 AZ #A20944 HI #L-09-004 NJ #CT004 CA #2907  
 CO# AL-15020 PHIL# 461 PA#68-03387  
 8110-02-21, Parcel 9

**POLARIZED LIGHT MICROSCOPY by EPA 600/R-93/116**

Sample No.	Color	Homogenous	Multi-Layered	Layer No.	Other Matrix Materials	Asbestos %	Asbestos Type
1-13	Black/White/Cream (wallpaper/adhesive)	Yes	No	--	80% cellulose	ND	None
1-14	Black/White/Cream (wallpaper/adhesive)	Yes	No	--	80% cellulose	ND	None
1-15	Black/White/Cream (wallpaper/adhesive)	Yes	No	--	80% cellulose	ND	None
1-16	Light Grey (mortar)	Yes	No	--	2% horse hair	ND	None
1-17	Light Grey (mortar)	Yes	No	--	2% horse hair	ND	None
1-18	Light Grey (mortar)	Yes	No	--	2% horse hair	ND	None
1-19	Brown/Black/Yellow (carpet)	Yes	No	--	80% synthetic fiber	ND	None
1-20	Brown/Black/Yellow (carpet)	Yes	No	--	80% synthetic fiber	ND	None
1-21	Brown/Black/Yellow (carpet)	Yes	No	--	80% synthetic fiber	ND	None
1-22	Black (adhesive)	No	Yes	1	---	ND	None
1-22	Black (tar paper)	No	Yes	2	20% fibrous glass	ND	None
1-22	Black (shingle)	No	Yes	3	10% fibrous glass	ND	None
1-23	Black (adhesive)	No	Yes	1	---	ND	None
1-23	Black (tar paper)	No	Yes	2	20% fibrous glass	ND	None
1-23	Black (shingle)	No	Yes	3	10% fibrous glass	ND	None
1-24	Black (adhesive)	No	Yes	1	---	ND	None
1-24	Black (tar paper)	No	Yes	2	20% fibrous glass	ND	None
1-24	Black (shingle)	No	Yes	3	10% fibrous glass	ND	None
1-25	Black (weather strip)	Yes	No	--	10% fibrous glass	ND	None
1-26	Black (weather strip)	Yes	No	--	10% fibrous glass	ND	None
1-27	Black (weather strip)	Yes	No	--	10% fibrous glass	ND	None
1-28	Black (gasket)	Yes	No	--	40% synthetic fiber	ND	None
1-29	Black (gasket)	Yes	No	--	40% synthetic fiber	ND	None

**TRC LABORATORY ASBESTOS ANALYTICAL ACCREDITATIONS**

NVLAP Lab Code 101424-0 AIHA-LAP,LLC #100122 CT #PH-0426 ME LA-0075, LB-0071 MA #AA000052 NY #10980 WV#LT000411  
 RI #AAL-007 TX #300354 VT #AL014538 LA#05011 VA #3333 000283 AZ #A20944 HI #L-09-004 NJ #CT004 CA #2907  
 CO# AL-15020 PHIL# 461 PA#68-03387  
 8110-02-21, Parcel 9



**POLARIZED LIGHT MICROSCOPY by EPA 600/R-93/116**

Sample No.	Color	Homogenous	Multi-Layered	Layer No.	Other Matrix Materials	Asbestos %	Asbestos Type
1-30	Black (gasket)	Yes	No	--	40% synthetic fiber	ND	None
1-31	Black/Tan (wire insulation)	Yes	No	--	95% cellulose	ND	None
1-32	Black/Tan (wire insulation)	Yes	No	--	95% cellulose	ND	None
1-33	Black/Tan (wire insulation)	Yes	No	--	95% cellulose	ND	None
1-34	Grey/Brown (composite board)	Yes	No	--	60% cellulose	ND	None
1-35	Grey/Brown (composite board)	Yes	No	--	60% cellulose	ND	None
1-36	Grey/Brown (composite board)	Yes	No	--	60% cellulose	ND	None

Reporting limit- asbestos present at 1%  
 ND - asbestos was not detected  
 Trace - asbestos was observed at level of less than 1%  
 NA/PS - Not Analyzed / Positive Stop  
 SNA- Sample Not Analyzed- See Chain of Custody for details

Note: Polarized-light microscopy is not consistently reliable in detecting asbestos in floor coverings and similar non-friable organically bound materials. In those cases, EPA recommends, and certain states (e.g. NY) require, that negative results be confirmed by quantitative transmission electron microscopy.

The Laboratory at TRC follows the EPA's Interim Method for the Determination of Asbestos in Bulk Insulation 1982 (EPA 600/M4-82-020) Bulk Analysis Code 18/A01 and the EPA recommended Method for the Determination of Asbestos in Bulk Building Materials July 1993, R.L. Perkins and B.W. Harvey, (EPA/600/R-93/116) Bulk Analysis Code 18/A03, which utilize polarized light microscopy (PLM). Our analysts have completed an accredited course in asbestos identification. TRC's Laboratory is accredited under the National Voluntary Laboratory Accreditation Program (NVLAP), for Bulk Asbestos Fiber Analysis, NVLAP Code 18/A01, effective through June 30, 2018. TRC is accredited by the AIHA Laboratory Accreditation Programs (AIHA-LAP), LLC in the Industrial Hygiene Program (IHLAP) for PLM effective through October 1, 2018. Asbestos content is determined by visual estimate unless otherwise indicated. Quality Control is performed in-house on at least 10% of samples and QC data related to the samples is available upon written request from client.

This report shall not be reproduced, except in full, without the written approval of TRC. This report must not be used by the client to claim product endorsement by NVLAP or any agency of the U.S. Government. This report relates only to the items tested.

Analyzed by: K. Williamson Reviewed by: Cathryn Lemire Date Issued: 11/14/2017  
 Kathleen Williamson, Laboratory Manager Cathryn Lemire, Approved Signatory

**TRC LABORATORY ASBESTOS ANALYTICAL ACCREDITATIONS**

NVLAP Lab Code 101424-0 AIHA-LAP, LLC #100122 CT #PH-0426 ME LA-0075, LB-0071 MA #AA000052 NY #10980 WV# LT000411  
 RI #AAL-007 TX #300354 VT #AL014538 LA#05011 VA #3333 000283 AZ #A20944 HI #L-09-004 NJ #CT004 CA #2907  
 CO# AL-15020 PHIL# 461 PA#68-03387



21 GRIFFIN ROAD NORTH  
 WINDSOR, CONNECTICUT 06095  
 TELEPHONE (860) 298-9692  
 FAX (860) 298-6380

## ASBESTOS BULK SAMPLING CHAIN OF CUSTODY

Edition: October 2009  
 Supersede Previous Edition

LAB ID #: 51505

PROJECT NUMBER	PROJECT NAME		INSPECTOR		PARAMETERS				TURNAROUND TIME																			
	287677	Wis DOT: 10 STH 64 Houlton, WI		John Roelke		PLM EPA 600/R93/116 (POSITIVE STOP)	PLM EPA 600/R93/116 (w/ gravimetric reduction) (POSITIVE STOP)	ANALYZE BY LAYER	POINT COUNT (F > 1% & < 10%)	TEM NY NOB 198.4 (IF PLM SERIES NEG)	PLM:	TEM:	8hr	24hr	48hr	3day	24hr	48hr	3day	5day								
SIGNATURE	DATE	TIME	TYPE	COMP	GRAB	SAMPLE LOCATION				MATERIAL																		
	10/24/17		X	X		2 <sup>nd</sup> Level: Baseboard	X																					
	10/24/17		X	X		Living Room: Baseboard	X																					
	10/24/17		X	X		Dining Room: Baseboard	X																					
	10/24/17		X	X		Dining Room: Floor	X																					
	10/24/17		X	X		Living Room: Floor	X																					
	10/24/17		X	X		Kitchen: Floor	X																					
	10/24/17		X	X		Living Room: Wall	X																					
	10/24/17		X	X		2 <sup>nd</sup> Level: Wall	X																					
	10/24/17		X	X		Dining Room: Wall	X																					
	10/24/17		X	X		Living Room: Interior Wall	X																					
	10/24/17		X	X		Living Room: Interior Wall	X																					

Relinquished by: (Signature) 	Date: 10/30/17	Received by: (Signature) 	Date: 10/31/17
(Printed) John Roelke	Time: 1500	(Printed) John Roelke	Time: 1340
Remarks:		Condition of Samples: Acceptable: Yes <input checked="" type="checkbox"/> No <input type="checkbox"/>	
		Comments:	



21 GRIFFIN ROAD NORTH  
WINDSOR, CONNECTICUT 06095  
TELEPHONE (860) 298-9692  
FAX (860) 298-6380

## ASBESTOS BULK SAMPLING CHAIN OF CUSTODY

Edition: October 2009  
Supersede Previous Edition

PROJECT NUMBER		PROJECT NAME		PARAMETERS				LAB ID #. <u>S1505</u>																		
								TURNAROUND TIME																		
287677		Wis DOT: 10 STH 64 Houlton, WI		PLM EPA 600/R93/116 (POSITIVE STOP)	PLM EPA 600/R93/116 (w/ gravimetric reduction) (POSITIVE STOP)	ANALYZE BY LAYER	POINT COUNT (IF >1% & <10%)	TEM NY NOB 198.4 (IF PLM SERIES NEG)	PLM:	8hr	24hr	48hr	3day													
									TEM:	24hr	48hr	3day	5day													
SIGNATURE		INSPECTOR		MATERIAL																						
		John Roelke																								
		FIELD SAMPLE NUMBER	DATE	TIME	TYPE	SAMPLE LOCATION																				
COMP	GRAB																									
1-12	10/24/17		X		Living Room: Interior Wall	X																				
1-13	10/24/17		X		Kitchen: Wall	X				X																
1-14	10/24/17		X		Kitchen: Wall	X				X																
1-15	10/24/17		X		Kitchen: Wall	X				X																
1-16	10/24/17		X		2nd Level: Wall	X				X																
1-17	10/24/17		X		2nd Level: Wall	X				X																
1-18	10/24/17		X		2nd Level: Wall	X				X																
1-19	10/24/17		X		2nd Level: Floor	X				X																
1-20	10/24/17		X		2nd Level: Floor	X				X																
1-21	10/24/17		X		2nd Level: Floor	X				X																
1-22	10/24/17		X		Roof	X				X																

Relinquished by: (Signature) 	Date: 10/30/17	Received by: (Signature) 	Date: 10/31/17	Received by: (Signature)
(Printed) John Roelke	Time: 1:00	(Printed) Cathryn Lemire	Time: 1340	(Printed)
Remarks:		Condition of Samples: Acceptable: Yes <input checked="" type="checkbox"/> No <input type="checkbox"/>		Page 2 of 7



# ASBESTOS BULK SAMPLING CHAIN OF CUSTODY

21 GRIFFIN ROAD NORTH  
WINDSOR, CONNECTICUT 06095  
TELEPHONE (860) 298-9692  
FAX (860) 298-6380

Edition: October 2009  
Supersede Previous Edition

LAB ID #. 51505

PROJECT NUMBER	PROJECT NAME		INSPECTOR		PARAMETERS					TURNAROUND TIME						
	287677	Wis DOT: 10 STH 64 Houlton, WI		John Roelke		PLM EPA 600/R93/16 (POSITIVE STOP)	PLM EPA 600/R93/16 (w/ gravimetric reduction) (POSITIVE STOP)	ANALYZE BY LAYER	POINT COUNT (IF >1% & <10%)	TEM NY NOB 198.4 (IF PLM SERIES NEG)	PLM:	8hr	24hr	48hr	3day	
FIELD SAMPLE NUMBER	DATE	TIME	TYPE	COMP	GRAB	SAMPLE LOCATION					MATERIAL					
1-23	10/24/17		X			Roof	X									Shingle / Tar Paper / Green Adhesive
1-24	10/24/17		X			Roof	X									Shingle / Tar Paper / Green Adhesive
1-25	10/24/17		X			Roof: Window Siding	X									Weather Barrier Paper Strip
1-26	10/24/17		X			Roof: Window Siding	X									Weather Barrier Paper Strip
1-27	10/24/17		X			Roof: Window Siding	X									Weather Barrier Paper Strip
1-28	10/24/17		X			Basement: Furnace	X									Gasket
1-29	10/24/17		X			Basement: Furnace	X									Gasket
1-30	10/24/17		X			Basement: Furnace	X									Gasket
1-31	10/24/17		X			1st Floor: Above Ceiling	X									Wire Insulation
1-32	10/24/17		X			1st Floor: Above Ceiling	X									Wire Insulation
1-33	10/24/17		X			1st Floor: Above Ceiling	X									Wire Insulation

Relinquished by: (Signature) 	Date: 10/30/17	Received by: (Signature) 	Date: 10/31/17
(Printed) John Roelke	Time: 10:00	(Printed) Cathryn Lemire	Time: 1340
Remarks:		Condition of Samples: Acceptable: Yes <input checked="" type="checkbox"/> No <input type="checkbox"/>	
		Comments:	



21 GRIFFIN ROAD NORTH  
 WINDSOR, CONNECTICUT 06095  
 TELEPHONE (860) 298-9692  
 FAX (860) 298-6380

## ASBESTOS BULK SAMPLING CHAIN OF CUSTODY

Edition: October 2009  
 Supersede Previous Edition

LAB ID #: 51505

PROJECT NUMBER	PROJECT NAME		INSPECTOR		PARAMETERS					TURNAROUND TIME							
	287677	Wis DOT: 10 STH 64 Houlton, WI		John Roelke		PLM EPA 600/R93/16 (POSITIVE STOP)	PLM EPA 600/R93/16 (w/ gravimetric reduction) (POSITIVE STOP)	ANALYZE BY LAYER	POINT COUNT (IF >1% & <10%)	TEM NY NOB 198.4 (IF PLM SERIES NEG)	PLM:	TEM:	8hr	24hr	48hr	3day	5day
	FIELD SAMPLE NUMBER	DATE	TIME	TYPE	GRAB	SAMPLE LOCATION					MATERIAL						
	1-34	10/24/17		X		Outside: Ground	X										Transite Board
	1-35	10/24/17		X		Outside: Ground	X										Transite Board
	1-36	10/24/17		X		Outside: Ground	X										Transite Board

Relinquished by: (Signature) <i>John Roelke</i>	Date: 10/30/17	Received by: (Signature) <i>Catherine</i>	Date: 10/31/17
(Printed) John Roelke	Time: 1:00	(Printed) Catherine	Time: 1340
Remarks:	Condition of Samples: Acceptable: Yes <input checked="" type="checkbox"/> No <input type="checkbox"/>		
	Comments:		



**BULK ASBESTOS ANALYSIS REPORT**

CLIENT: Wisconsin Department of Transportation

Lab Log #: 0051506  
 Project #: 287677.0000.0000  
 Date Received: 10/31/2017  
 Date Analyzed: 11/06/2017

Site: 10 STH 64, Houlton, WI

**POLARIZED LIGHT MICROSCOPY by EPA 600/R-93/116**

Sample No.	Color	Homogenous	Multi-Layered	Layer No.	Other Matrix Materials		Asbestos %	Asbestos Type
2-1	Black (flash caulk)	Yes	No	--	---		20%	Chrysotile
2-2	--	--	--	--	--		NA/PS	--
2-3	--	--	--	--	--		NA/PS	--
2-4	Black (adhesive)	No	Yes	1	---		ND	None
2-4	Black (tar paper)	No	Yes	2	90%	cellulose	ND	None
2-4	Black (shingle)	No	Yes	3	10%	fibrous glass	ND	None
2-5	Black (adhesive)	No	Yes	1	---		ND	None
2-5	Black (tar paper)	No	Yes	2	90%	cellulose	ND	None
2-5	Black (shingle)	No	Yes	3	10%	fibrous glass	ND	None
2-6	Black (adhesive)	No	Yes	1	---		ND	None
2-6	Black (tar paper)	No	Yes	2	90%	cellulose	ND	None
2-6	Black (shingle)	No	Yes	3	10%	fibrous glass	ND	None
2-7	Grey (mortar)	No	Yes	1	---		ND	None
2-7	Grey (block)	No	Yes	2	---		ND	None
2-8	Grey (mortar)	No	Yes	1	---		ND	None
2-8	Grey (block)	No	Yes	2	---		ND	None
2-9	Grey (mortar)	No	Yes	1	---		ND	None
2-9	Grey (block)	No	Yes	2	---		ND	None

**TRC LABORATORY ASBESTOS ANALYTICAL ACCREDITATIONS**

NVLAP Lab Code 101424-0 AIHA-LAP,LLC #100122 CT #PH-0426 ME LA-0075, LB-0071 MA #AA000052 NY #10980 WV# LT000411  
 RI #AAL-007 TX #300354 VT #AL014538 LA#05011 VA #3333 000283 AZ #A20944 HI #L-09-004 NJ #CT004 CA #2907  
 CO# AL-15020 PHIL# 461 PA#68-03387

8110-02-21, Parcel 9



**POLARIZED LIGHT MICROSCOPY by EPA 600/R-93/116**

Sample No.	Color	Homogenous	Multi-Layered	Layer No.	Other Matrix Materials	Asbestos %	Asbestos Type
2-10	Black (tar)	No	Yes	1	---	ND	None
2-10	Black (rubber)	No	Yes	2	5% synthetic fiber	ND	None
2-11	Black (tar)	No	Yes	1	---	ND	None
2-11	Black (rubber)	No	Yes	2	5% synthetic fiber	ND	None
2-12	Black (tar)	No	Yes	1	---	ND	None
2-12	Black (rubber)	No	Yes	2	5% synthetic fiber	ND	None
2-13	Beige (caulk)	Yes	No	--	---	ND	None
2-14	Beige (caulk)	Yes	No	--	---	ND	None
2-15	Beige (caulk)	Yes	No	--	---	ND	None
2-16	Black (brick glaze)	Yes	No	--	---	ND	None
2-17	Black (brick glaze)	Yes	No	--	---	ND	None
2-18	Black (brick glaze)	Yes	No	--	---	ND	None
2-19	Grey (mortar)	No	Yes	1	---	ND	None
2-19	Grey (block)	No	Yes	2	---	ND	None
2-20	Grey (mortar)	No	Yes	1	---	ND	None
2-20	Grey (block)	No	Yes	2	---	ND	None
2-21	Grey (mortar)	No	Yes	1	---	ND	None
2-21	Grey (block)	No	Yes	2	---	ND	None
2-22	Black (insulation)	Yes	No	--	99% fibrous glass	ND	None
2-23	Black (insulation)	Yes	No	--	99% fibrous glass	ND	None
2-24	Black (insulation)	Yes	No	--	99% fibrous glass	ND	None
2-25	Blue (texture paper)	Yes	No	--	20% cellulose	ND	None
2-26	Blue (texture paper)	Yes	No	--	20% cellulose	ND	None

**TRC LABORATORY ASBESTOS ANALYTICAL ACCREDITATIONS**

NVLAP Lab Code 101424-0 AIHA-LAP,LLC #100122 CT #PH-0426 ME LA-0075, LB-0071 MA #AA000052 NY #10980 WV# LT000411  
 RI #AAL-007 TX #300354 VT #AL014538 LA#05011 VA #3333 000283 AZ #A20944 HI #L-09-004 NJ #CT004 CA #2907  
 CO# AL-15020 PHIL# 461 PA#68-03387



**POLARIZED LIGHT MICROSCOPY by EPA 600/R-93/116**

Sample No.	Color	Homogenous	Multi-Layered	Layer No.	Other Matrix Materials	Asbestos %	Asbestos Type
2-27	Blue (texture paper)	Yes	No	--	20% cellulose	ND	None

Reporting limit- asbestos present at 1%  
 ND - asbestos was not detected  
 Trace - asbestos was observed at level of less than 1%  
 NA/PS - Not Analyzed / Positive Stop  
 SNA- Sample Not Analyzed- See Chain of Custody for details

Note: Polarized-light microscopy is not consistently reliable in detecting asbestos in floor coverings and similar non-friable organically bound materials. In those cases, EPA recommends, and certain states (e.g. NY) require, that negative results be confirmed by quantitative transmission electron microscopy.

The Laboratory at TRC follows the EPA's Interim Method for the Determination of Asbestos in Bulk Insulation 1982 (EPA 600/M4-82-020) Bulk Analysis Code 18/A01 and the EPA recommended Method for the Determination of Asbestos in Bulk Building Materials July 1993, R.L. Perkins and B.W. Harvey, (EPA/600/R-93/116) Bulk Analysis Code 18/A03, which utilize polarized light microscopy (PLM). Our analysts have completed an accredited course in asbestos identification. TRC's Laboratory is accredited under the National Voluntary Laboratory Accreditation Program (NVLAP), for Bulk Asbestos Fiber Analysis, NVLAP Code 18/A01, effective through June 30, 2018. TRC is accredited by the AIHA Laboratory Accreditation Programs (AIHA-LAP), LLC in the Industrial Hygiene Program (IHLAP) for PLM effective through October 1, 2018. Asbestos content is determined by visual estimate unless otherwise indicated. Quality Control is performed in-house on at least 10% of samples and QC data related to the samples is available upon written request from client.

This report shall not be reproduced, except in full, without the written approval of TRC. This report must not be used by the client to claim product endorsement by NVLAP or any agency of the U.S. Government. This report relates only to the items tested.

Analyzed by: K. Williamson Reviewed by: Cathryn Lemire Date Issued: 11/07/2017  
 Kathleen Williamson, Laboratory Manager Cathryn Lemire, Approved Signatory

**TRC LABORATORY ASBESTOS ANALYTICAL ACCREDITATIONS**

NVLAP Lab Code 101424-0 AIHA-LAP, LLC #100122 CT #PH-0426 ME LA-0075, LB-0071 MA #AA000052 NY #10980 WV# LT000411  
 RI #AAL-007 TX #300354 VT #AL014538 LA#05011 VA #3333 000283 AZ #A20944 HI #L-09-004 NJ #CT004 CA #2907  
 CO# AL-15020 PHIL# 461 PA#68-03387



21 GRIFFIN ROAD NORTH  
 WINDSOR, CONNECTICUT 06095  
 TELEPHONE (860) 298-9692  
 FAX (860) 298-6380

## ASBESTOS BULK SAMPLING CHAIN OF CUSTODY

Edition: October 2009  
 Supersedes Previous Edition

LAB ID #. 51506

PROJECT NUMBER 287677		PROJECT NAME Wis DOT: 10 STH 64 Houlton, WI		PROJECT NAME INSPECTOR John Roelke		PARAMETERS		TURNAROUND TIME							
								PLM:	8hr	24hr	48hr	3day	5day		
FIELD SAMPLE NUMBER	DATE	TIME	TYPE	SAMPLE LOCATION	PLM EPA 600/R93/16 (POSITIVE STOP)	PLM EPA 600/R93/16 (w/ gravimetric reduction) (POSITIVE STOP)	ANALYZE BY LAYER	POINT COUNT (IF >1% & <10%)	TEMP NY NOB 198.4 (IF PLM SERIES NEG)	MATERIAL					
										COMP	GRAB	8hr	24hr	48hr	3day
2-1	10/24/17		X	Roof	X					Flash Caulk					
2-2	10/24/17		X	Roof	X					Flash Caulk					
2-3	10/24/17		X	Roof	X					Flash Caulk					
2-4	10/24/17		X	Roof	X					Shingle / Tar Paper / Adhesive					
2-5	10/24/17		X	Roof	X					Shingle / Tar Paper / Adhesive					
2-6	10/24/17		X	Roof	X					Shingle / Tar Paper / Adhesive					
2-7	10/24/17		X	Exterior: Wall	X					Block / Mortar					
2-8	10/24/17		X	Exterior: Wall	X					Block / Mortar					
2-9	10/24/17		X	Exterior: Wall	X					Block / Mortar					
2-10	10/24/17		X	Roof	X					Rubber / Tar					
2-11	10/24/17		X	Roof	X					Rubber / Tar					

Relinquished by: (Signature) <i>John Roelke</i>	Date: 10/30/17	Received by: (Signature) <i>Cathy Tomire</i>	Date: 10/31/17
(Printed) John Roelke	Time: 18:00	(Printed) Cathy Tomire	Time: 1345
Remarks:	Condition of Samples: Acceptable: Yes <input checked="" type="checkbox"/> No <input type="checkbox"/>		
	Comments:		



# ASBESTOS BULK SAMPLING CHAIN OF CUSTODY

21 GRIFFIN ROAD NORTH  
WINDSOR, CONNECTICUT 06095  
TELEPHONE (860) 298-9692  
FAX (860) 298-6380

LAB ID #: **51506**

PROJECT NUMBER	PROJECT NAME		PARAMETERS				TURNAROUND TIME						
	287677	Wis DOT: 10 STH 64 Houlton, WI	PLM EPA 600/R93/116 (POSITIVE STOP)	PLM EPA 600/R93/116 (w/ gravimetric reduction) (POSITIVE STOP)	ANALYZE BY LAYER	POINT COUNT (IF >1% & <10%)	TEMPERATURE (IF PLM SERIES NEG)	PLM: 8hr	PLM: 24hr	PLM: 48hr	TEM: 3day	TEM: 5day	
SIGNATURE	INSPECTOR	SAMPLE LOCATION		MATERIAL									
DATE	TIME	TYPE	COMP	GRAB									
10/24/17		X			Roof	X							Rubber / Tar
10/24/17		X			Roof	X							Beige Caulk
10/24/17		X			Roof	X							Beige Caulk
10/24/17		X			Roof	X							Beige Caulk
10/24/17		X			Roof	X							Red Brick Glaze
10/24/17		X			Roof	X							Red Brick Glaze
10/24/17		X			Roof	X							Red Brick Glaze
10/24/17		X			Interior: Beam	X			X				Brick / Mortar
10/24/17		X			Interior: Beam	X			X				Brick / Mortar
10/24/17		X			Interior: Beam	X			X				Brick / Mortar
10/24/17		X			Interior: Wall	X							Black Insulation

Relinquished by (Signature) <i>John Roelke</i>	Date: 10/30/17	Received by (Signature) <i>Cathryn Lemicek</i>	Date: 10/31/17
(Printed) John Roelke	Time: 1:00	(Printed) Cathryn Lemicek	Time: 1345
Remarks:	Condition of Samples: Acceptable: Yes <input checked="" type="checkbox"/> No <input type="checkbox"/>		
	Comments:		



## ASBESTOS BULK SAMPLING CHAIN OF CUSTODY

21 GRIFFIN ROAD NORTH  
WINDSOR, CONNECTICUT 06095  
TELEPHONE (860) 298-9692  
FAX (860) 298-6380

LAB ID #. 51506

PROJECT NUMBER	PROJECT NAME		PARAMETERS		TURNAROUND TIME						
	287677	Wis DOT: 10 STH 64 Houlton, WI		PLM EPA 600/R93/116 (POSITIVE STOP)	PLM EPA 600/R93/116 (w/ gravimetric reduction) (POSITIVE STOP)	ANALYZE BY LAYER	POINT COUNT (IF >1% & <10%)	TEM NY NOB 198.4 (IF PLM SERIES NEG)	PLM:	TEM:	
SIGNATURE		INSPECTOR		MATERIAL							
FIELD SAMPLE NUMBER		DATE		SAMPLE LOCATION							
		TIME	TYPE	GRAB							
2-23	10/24/17	X	Interior: Wall	X							Black Insulation
2-24	10/24/17	X	Interior: Wall	X							Black Insulation
2-25	10/24/17	X	Interior: Wall	X							Blue Texture Paper
2-26	10/24/17	X	Interior: Wall	X							Blue Texture Paper
2-27	10/24/17	X	Interior: Wall	X							Blue Texture Paper

Relinquished by: (Signature) <i>John Roelke</i>	Date: 10/20/17	Received by: (Signature) <i>Cathy Bernice</i>	Date: 10/31/17
(Printed) John Roelke	Time: 1600	(Printed) Cathy Bernice	Time: 1345
Remarks:	Condition of Samples: Acceptable: Yes <input checked="" type="checkbox"/> No <input type="checkbox"/>		Comments:
			Page 7 of 7

## BID FORM INSTRUCTIONS

(Please Read Carefully)

**Option A:** THE BIDDER INTENDS TO MAKE PAYMENT TO THE STATE OF WISCONSIN.

**Option B:** THE BIDDER INTENDS TO RECEIVE PAYMENT FROM THE STATE OF WISCONSIN.

1. Under the column entitled "Option A," insert the amount, if any, in numerals (dollars and cents) for each parcel that the bidder intends to pay the State of Wisconsin.
2. Under the column entitled "Option B," inset the amount, if any, in numerals (dollars and cents) for each parcel that the bidder intends to be paid by the State of Wisconsin.
3. A bid of \$0.00 is acceptable.
4. Bidder must bid on each parcel but only under one option per parcel.
5. A bid, which lists an amount under both options, will be considered an irregular bid and rejected.
6. Bidder must either leave blank or line out the blank under the option for which the bidder does not submit a bid.
7. The contract, if awarded, will be awarded based on the bid most favorable to the Department. A combined net bid is the difference between bids under Option A and Option B. Therefore, in the "Total Bid or Combined Net Bid" row on the Bid Proposal, if you bid under only one option for all parcels, enter the total amount. If you bid under Option A for some parcels and Option B for other parcels, enter the difference between the two bids. (Reference Article 6, Award of Contract)
8. The bid proposal shall remain completely intact when submitted.
9. A SEPARATE CERTIFIED CHECK, BANK'S DRAFT, BANK'S CHECK, OR POSTAL MONEY ORDER FOR THE BID AMOUNT IN THE "OPTION A" SUBTOTAL COLUMN SHALL BE ATTACHED TO THE BID PROPOSAL.
10. **PROPOSAL GUARANTY** (see Subsection 102.8 of the Standard Specifications). **ONE OF THE FOLLOWING NEEDS TO BE COMPLETED BY THE BIDDER AND RETURNED WITH THE BID PROPOSAL: (1)** a properly executed Bid Bond (form to be used is found near the front of this proposal – *do not* remove from bid proposal); **or (2)** a properly executed Annual Bid Bond (form to be used is found near the front of this proposal – *do not* remove from bid proposal); **or (3)** a separate certified check, bank's draft, bank's check, or postal money order in the amount of the proposal guaranty that is to be attached to the second page of this bid proposal under "Please Attach Proposal Guaranty Here."

Note: Deposit a valid surety bond with the department in the amount designated on the bond form covering both performance and payment. Submit the contract bond on a department-furnished form. This is also stated in standard spec 103.5.

**BID PROPOSAL**

Project I.D. 8110-02-21, Parcel 9, 10 Hwy 64, Houlton, WI, St Croix County

<b>Project/Parcel Number</b>	<b>Option A – Contractor to Pay WisDOT</b>	<b>Option B – Contractor to Receive Payment from WisDOT</b>
<b>8110-02-21</b> Parcel 9	\$	\$
	\$	\$
	\$	\$
	\$	\$
	\$	\$
<b>Option A Total:</b>	\$	////////////////////////////////////
<b>Option B Total:</b>		\$
<b>Total Bid or Combined Net Bid</b>		\$

PLEASE NOTE: A separate Certified Check, Bank's Draft, Bank's Check, or Postal Money Order for the Bid Amount in the "Option A" subtotal column shall be attached to this Bid Proposal – see *Bid Form Instructions for specific information.*

\_\_\_\_\_ (\_\_\_\_\_) \_\_\_\_\_  
**Firm Name** Telephone Number with Area Code (where you can be reached during business hours)

**Check box** if Bidding Contractor is a Certified Asbestos Abatement Contractor and will perform the required asbestos removals under this contract, **OR** complete the following:

IF APPLICABLE:

I will use the following <b>Licensed Asbestos Abatement Subcontractor</b> to perform the required asbestos removal under this Contract:
<b>Name:</b>
<b>Address:</b>
<b>Phone:</b>

**PLEASE ATTACH SCHEDULE OF ITEMS HERE**



